



# **ACCESSORI SOTTOPENSILI**

## WALL UNIT ACCESSORIES


---

# BOISERIE "HOLE"

"HOLE" BOISERIE



Colore disponibile  
Available colours




grafite  
graphite

# BOISERIE "HOLE"

## "HOLE" BOISERIE

Boiserie in acciaio verniciato H 240 SP. 20  
Painted steel boiserie H 240 Th.20

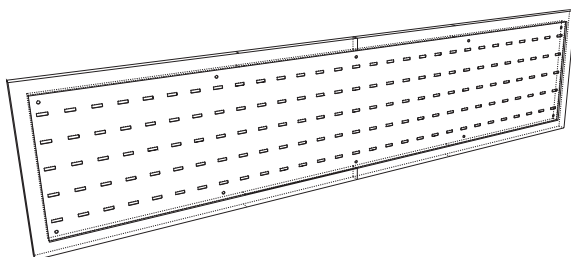


Grafite Graphite  
L 900  
L 1200  
L 1500

**CODICE / CODE No.**

**W89LB109G**  
**W89LB112G**  
**W89LB115G**


Boiserie in acciaio verniciato H 360 SP. 20  
Painted steel boiserie H 360 Th.20



Grafite Graphite  
L 900  
L 1200  
L 1500

**W89LB309G**  
**W89LB312G**  
**W89LB315G**

Boiserie in acciaio verniciato H 480 SP. 20  
Painted steel boiserie H 480 Th.20

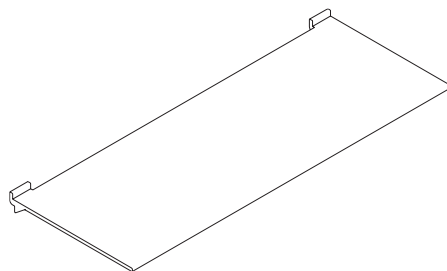


Grafite Graphite  
L 900  
L 1200  
L 1500

**W89LB509G**  
**W89LB512G**  
**W89LB515G**

## ACCESSORI "HOLE" "HOLE" ACCESSORIES

**Mensola L 320 P 120 in alluminio verniciato**  
Painted aluminum shelf W 320 D 120

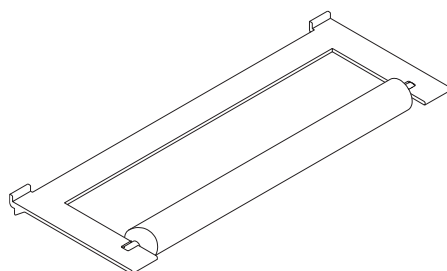


Grafite Graphite

**CODICE / CODE No.**

**W89LB802G**

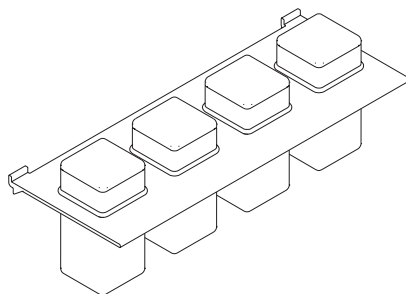
**Portarotolo L 320 P 123 in alluminio verniciato con corpo in legno**  
Painted aluminum roll holder with wooden body W 320 D 123



Grafite Graphite

**W89LB804G**

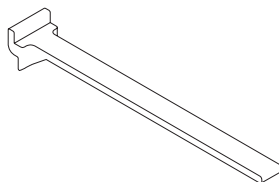
**Portaspezie L 320 P 120 in alluminio verniciato**  
Painted aluminum spice holder W 320 D 120



Grafite Graphite

**W89LB806G**

**Set di 3 ganci L 120 alluminio verniciato**  
Kit with 3 painted aluminum hooks W 120



Grafite Graphite

**W89LB808G**

**Set di 3 ganci L 25 alluminio verniciato**  
Kit with 3 painted aluminum hooks W 25



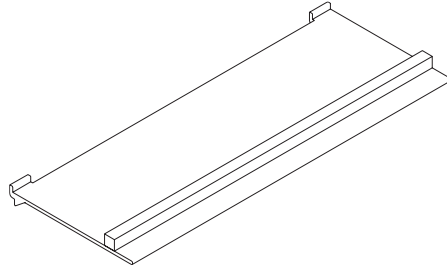
Grafite Graphite

**W89LB810G**

# ACCESSORI "HOLE"

## "HOLE" ACCESSORIES

Porta tablet L 320 P 120 in alluminio verniciato  
Painted aluminum tablet holder W 320 D 120



Grafite Graphite

**CODICE / CODE No.**

**W89LB812G**

## BOISERIE "STRIPES" "STRIPES" BOISERIE







### SISTEMA STRIPES - STRIPES SYSTEM

Quando il design e la praticità si incontrano, nasce il sistema "STRIPES".  
Doppia funzionalità: schienale boiserie accessorizzato in alluminio e alzatina protettiva, completano e abbelliscono l'ambiente cucina.

When design meets practicality, they give life to the "STRIPES" system.  
Double use: aluminium fully-fitted back panel and protective back splash that complete and improve the kitchen space.

# BOISERIE "STRIPES"

## "STRIPES" BOISERIE

|   |  | Boiserie H 42<br>L max 400   | Boiserie H 42<br>width max 400  | CODICE / CODE No.  |  |
|---|--|--|---|--|--|
|     |  | al ml<br>Finitura satinato<br>Finitura titanio<br>Finitura urban<br>chiusure laterali (obbligatorie) | per lm<br>Satin finish<br>Titanium finish<br>Urban finish<br>side closures (obligatory) | <b>08607500S</b><br><b>08607500T</b><br><b>08607500U</b> |  |
|   |  | <b>Mensola</b><br><b>(boiserie non inclusa)</b>  | Shelf<br>(boiserie not included)  | <b>08607503S</b><br><b>08607503T</b><br><b>08607503U</b> |  |
|  |  | <b>Portacoltelli</b><br><b>(boiserie non inclusa)</b>  | Knives holder<br>(boiserie not included)  | <b>08607507S</b><br><b>08607507T</b><br><b>08607507U</b> |  |
|  |  | <b>Portarotolo</b><br><b>(boiserie non inclusa)</b>  | Roll holder<br>(boiserie not included)  | <b>08607504S</b><br><b>08607504T</b><br><b>08607504U</b> |  |

# BOISERIE "STRIPES"

## "STRIPES" BOISERIE

|  |  |   |  |
|--|--|---|--|
|   | <p><b>Portacanovacci<br/>(boiserie non inclusa)</b></p> <p>Tea towels holder<br/>(boiserie not included)</p> <p>30x10<br/>Finitura satinato<br/>Finitura titanio<br/>Finitura urban</p> <p>30x10<br/>Satin finish<br/>Titanium finish<br/>Urban finish</p>   | <p><b>CODICE / CODE No.</b></p> <p><b>08607506S</b><br/><b>08607506T</b><br/><b>08607506U</b></p> |  |
|    | <p><b>Mensola<br/>con due barattoli<br/>completi di coperchio<br/>(boiserie non inclusa)</b></p> <p>Shelf<br/>with 2 capped cans<br/>(boiserie not included)</p> <p>40x18<br/>Finitura satinato<br/>Finitura titanio<br/>Finitura urban</p> <p>40x18<br/>Satin finish<br/>Titanium finish<br/>Urban finish</p> | <p><b>08607508S</b><br/><b>08607508T</b><br/><b>08607508U</b></p>                                 |  |
|   | <p><b>Porta I-Pad<br/>(boiserie non inclusa)</b></p> <p>I-Pad holder<br/>(boiserie not included)</p> <p>28x20<br/>Finitura satinato<br/>Finitura titanio<br/>Finitura urban</p> <p>28x20<br/>Satin finish<br/>Titanium finish<br/>Urban finish</p>   | <p><b>08607505S</b><br/><b>08607505T</b><br/><b>08607505U</b></p>                                 |  |
| <p><b>Finiture "STRIPES"</b><br/>"STRIPES" finishes</p> <div style="display: flex; justify-content: space-around; align-items: flex-end;"> <div data-bbox="164 1798 408 2045">  <p><b>Satinato</b><br/>Satin</p> </div> <div data-bbox="461 1798 705 2045">  <p><b>Titanio</b><br/>Titanium</p> </div> <div data-bbox="759 1798 1003 2045">  <p><b>Urban</b><br/>Urban</p> </div> </div> |  |   |  |



**MOBILI "MODUS" IN APPOGGIO TRA BASE E PENSILE**  
"MODUS" LEAN ON CABINETS BETWEEN BASE UNIT AND WALL UNIT



**Finiture mobili "MODUS"**  
"MODUS" cabinet finishes



**Satinato**  
Satin



**Titanio**  
Titanium



**Nero Urban**  
Urban Black

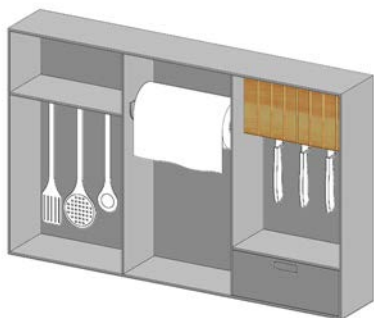
# MOBILI "MODUS" IN APPOGGIO TRA BASE E PENSILE

## "MODUS" LEAN ON CABINETS BETWEEN BASE UNIT AND WALL UNIT

**Mobile tipo "1"**  
**con portacoltelli, portarotolo,**  
**portamestoli, nelle finiture**  
**satinato, titanio e nero urban**

Cabinet type "1" with knives  
 holder, roll holder, ladles  
 holder, satin, titanium and  
 urban black finishes

**CODICE / CODE No.**



Nero Urban  
 L 90 H 56 P 15

Urban Black  
 W 90 H 56 D 15

**08607401U**

Satinato  
 L 90 H 56 P 15

Satin  
 W 90 H 56 D 15

**08607401S**

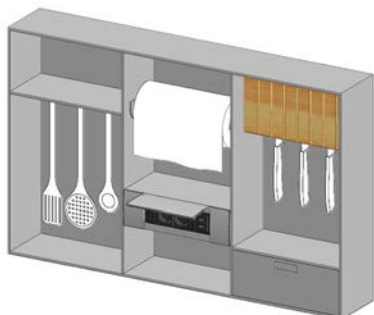
Titanio  
 L 90 H 56 P 15

Titanium  
 W 90 H 56 D 15

**08607401T**

**Mobile tipo "2"**  
**con portacoltelli, portarotolo,**  
**portamestoli, presa elettrica,**  
**(2 schuko + 2 usb)**  
**nelle finiture satinato, titanio e**  
**nero urban**

Cabinet type "2" with knives  
 holder, roll holder, ladles  
 holder, socket,  
 (2 schuko + 2 usb)  
 satin, titanium and urban  
 black finishes



Nero Urban  
 L 90 H 56 P 15

Urban Black  
 W 90 H 56 D 15

**08607402U**

Satinato  
 L 90 H 56 P 15

Satin  
 W 90 H 56 D 15

**08607402S**

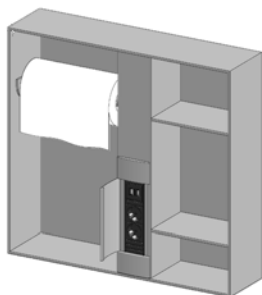
Titanio  
 L 90 H 56 P 15

Titanium  
 W 90 H 56 D 15

**08607402T**

**Mobile tipo "3"**  
**con portarotolo**  
**e presa elettrica**  
**(2 schuko + 2 usb)**  
**nelle finiture satinato, titanio e**  
**nero urban**

Cabinet type "3" with roll  
 holder and socket  
 (2 schuko + 2 usb)  
 satin, titanium and urban  
 black finishes



Nero Urban  
 L 60 H 56 P 15

Urban Black  
 W 60 H 56 D 15

**08607403U**

Satinato  
 L 60 H 56 P 15

Satin  
 W 60 H 56 D 15

**08607403S**

Titanio  
 L 60 H 56 P 15

Titanium  
 W 60 H 56 D 15

**08607403T**

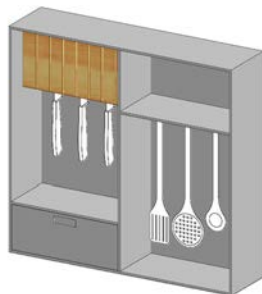
# MOBILI "MODUS" IN APPOGGIO TRA BASE E PENSILE

## "MODUS" LEAN ON CABINETS BETWEEN BASE UNIT AND WALL UNIT

**Mobile tipo "4"**  
**con portacoltelli**  
**e portamestoli nelle finiture**  
**satinato, titanio e nero urban**

Cabinet type "4" with knives  
 holder and ladles holder  
 satin, titanium and urban  
 black finishes

**CODICE / CODE No.**



Nero Urban  
 L 60 H 56 P 15

Urban Black  
 W 60 H 56 D 15

**08607404U**

Satinato  
 L 60 H 56 P 15

Satin  
 W 60 H 56 D 15

**08607404S**

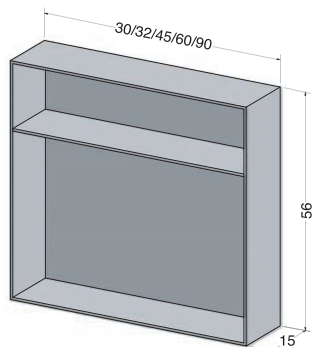
Titanio  
 L 60 H 56 P 15

Titanium  
 W 60 H 56 D 15

**08607404T**

**Mobile tipo "5"**  
**a giorno con mensola**

Open cabinet type "5"  
 with shelf



Nero Urban  
 L 30 H 56 P 15  
 L 45 H 56 P 15  
 L 60 H 56 P 15  
 L 90 H 56 P 15  
 compensatore L 32 H 56 P 15

Urban Black  
 W 30 H 56 D 15  
 W 45 H 56 D 15  
 W 60 H 56 D 15  
 W 90 H 56 D 15  
 jolly W 32 H 56 D 15

**08607405U**  
**08607406U**  
**08607407U**  
**08607408U**  
**08607409U**

Satinato  
 L 30 H 56 P 15  
 L 45 H 56 P 15  
 L 60 H 56 P 15  
 L 90 H 56 P 15  
 compensatore L 32 H 56 P 15

Satin  
 W 30 H 56 D 15  
 W 45 H 56 D 15  
 W 60 H 56 D 15  
 W 90 H 56 D 15  
 jolly W 32 H 56 D 15

**08607405S**  
**08607406S**  
**08607407S**  
**08607408S**  
**08607409S**

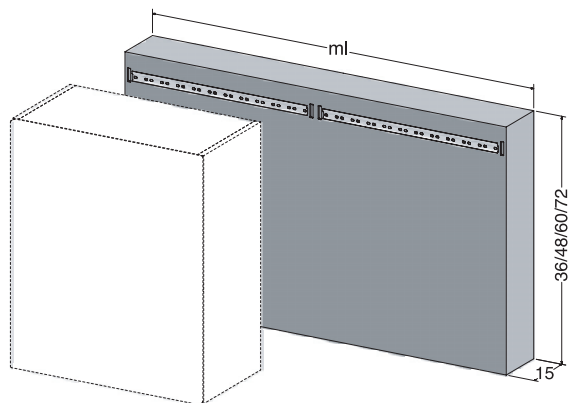
Titanio  
 L 30 H 56 P 15  
 L 45 H 56 P 15  
 L 60 H 56 P 15  
 L 90 H 56 P 15  
 compensatore L 32 H 56 P 15

Titanium  
 W 30 H 56 D 15  
 W 45 H 56 D 15  
 W 60 H 56 D 15  
 W 90 H 56 D 15  
 jolly W 32 H 56 D 15

**08607405T**  
**08607406T**  
**08607407T**  
**08607408T**  
**08607409T**

**Distanziale P.15 cm**  
**per montaggio pensile**

Spacer D15 cm  
 mounted wall unit



Lunghezza al ml  
 H 36  
 H 48  
 H 60  
 H 72

Lenght per lm  
 H 36  
 H 48  
 H 60  
 H 72

**E2880036**  
**E2880048**  
**E2880060**  
**E2880072**

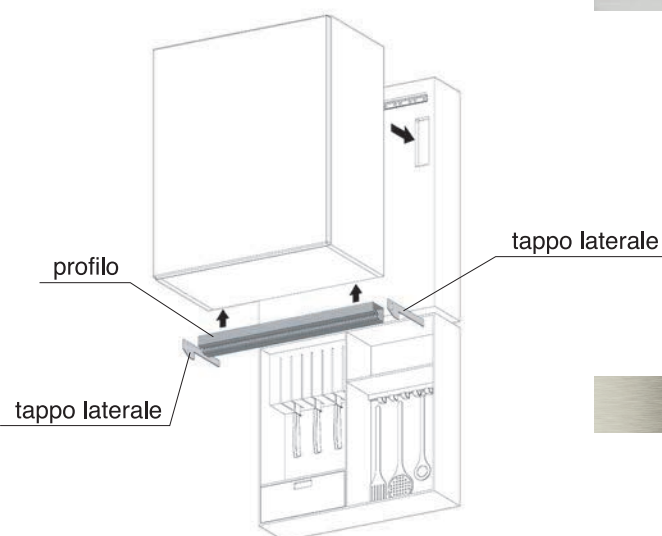
# PROFILO DI COMPENSAZIONE PER MOBILI "MODUS"

## FILLER PROFILE FOR "MODUS" CABINET



**Profilo di compensazione**  
(obbligatorio per top H 0,4-2-3)  
**L max 400**

Filler profile  
(obligatory for worktop H 0,4-2-3)  
leght max 400



**Finitura Nero Urban**  
Urban Black finish

**CODICE / CODE No.**

**08607420U**



**Finitura Satinato**  
Satin finish

**08607420S**

**profilo lampada con led al ml**  
profile light with led per lm

**alimentatore EU**

EU converter

**alimentatore U.S.**

U.S. converter

**magg. tappo laterale cad.**

surcharge each side closures

**086074251**

**086074252**

**profilo satinato senza led al ml**

satin profile without led per lm

**profilo urban senza led al ml**

urban profile without led per lm

**magg. tappo laterale cad.**

surcharge each side closures

**08607421S**

**08607421U**



**Finitura Titanio**  
Titanium finish

**08607420T**

**profilo lampada con led al ml**

profile light with led per lm

**alimentatore EU**

EU converter

**alimentatore U.S.**

U.S. converter

**magg. tappo laterale cad.**

surcharge each side closures

**086074251**

**086074252**

**profilo senza led al ml**

profile without led per lm

**magg. tappo laterale cad.**

surcharge each side closures

**08607421T**

**ACCESSORI SOTTOPENSILI "ANTIGO 1"**  
"ANTIGO 1" UNDER WALL UNIT ACCESSORIES



# ACCESSORI SOTTOPENSILI "ANTIGO 1"

## "ANTIGO 1" UNDER WALL UNIT ACCESSORIES

|   | <b>Kit: barra + 2 attacchi a muro +3 ganci<br/>finitura nero e titanio</b>  | Kit: bar+2 wall mounting supports +3 hooks<br>black and titanium finishes   | <b>CODICE / CODE No.</b>   |  |
|---|---|---|--|--|
|    | Finitura nero<br>L 60 H 3<br>L 90 H 3<br>L 120 H 3<br>set ganci 3 pezzi<br><br>Finitura titanio<br>L 60 H 3<br>L 90 H 3<br>L 120 H 3<br>set ganci 3 pezzi | Black finish<br>W 60 H 3<br>W 90 H 3<br>W 120 H 3<br>set hooks 3 piece<br><br>Titanium finish<br>W 60 H 3<br>W 90 H 3<br>W 120 H 3<br>set hooks 3 piece | <br><br><br><br><br><br><br><br><br><br><b>08607551N</b><br><b>08607552N</b><br><b>08607553N</b><br><b>08607555N</b><br><br><b>08607551T</b><br><b>08607552T</b><br><b>08607553T</b><br><b>08607555T</b> |  |
|   | <b>Mensola alluminio<br/>finitura nero e titanio</b>  | Shelf aluminium<br>black and titanium finishes  | <br><br><br><br><br><br><br><br><br><br><b>08607561N</b><br><br><br><br><br><br><br><br><br><br><b>08607561T</b>   |  |
|  | <b>Portarotolo alluminio<br/>finitura nero e titanio</b>  | Roll holder aluminium<br>black and titanium finishes  | <br><br><br><br><br><br><br><br><br><br><b>08607562N</b><br><br><br><br><br><br><br><br><br><br><b>08607562T</b>   |  |
|  | <b>Mensola alluminio con<br/>barra+3 ganci finitura<br/>nero e titanio</b>  | Shelf aluminium with<br>bar+3 hooks<br>black and titanium finishes  | <br><br><br><br><br><br><br><br><br><br><b>08607565N</b><br><b>08607566N</b><br><br><b>08607565T</b><br><b>08607566T</b>   |  |

**ACCESSORI SOTTOPENSILI "COUNTRY"**  
"COUNTRY" UNDER WALL UNIT ACCESSORIES



# ACCESSORI SOTTOPENSILI "COUNTRY"

## "COUNTRY" UNDER WALL UNIT ACCESSORIES

|   | <b>Confezione portamestoli<br/>"COUNTRY"</b>  | <b>"COUNTRY" package<br/>ladle holder</b>   | <b>CODICE / CODE No.</b>   |  |
|---|---|---|--|--|
|    | L 55<br>Ottone antico<br>Argento antico<br>L 85<br>Ottone antico<br>Argento antico<br>L 115<br>Ottone antico<br>Argento antico<br>set ganci ottone antico 4 pezzi<br>set ganci argento antico 4 pezzi | W 55<br>Antique brass<br>Antique silver<br>W 85<br>Antique brass<br>Antique silver<br>W 115<br>Antique brass<br>Antique silver<br>set hooks antique brass 4 pcz<br>set hooks antique silver 4 pcz | <b>08600604</b><br><b>08600605</b><br><br><b>08600614</b><br><b>08600615</b><br><br><b>08600624</b><br><b>08600625</b><br><b>08600600</b><br><b>08600601</b> |  |
|    | <b>Portabarattoli "COUNTRY"</b><br><br><br><br><br><br><br><br><br><br>L 45 H 21 P 17<br>Ottone antico<br>Argento antico  | <b>"COUNTRY" jars holder</b><br><br><br><br><br><br><br><br><br><br>W 45 H 21 D 17<br>Antique brass<br>Antique silver   | <b>08600654</b><br><b>08600655</b>   |  |
|  | <b>Portarotolo "COUNTRY"</b><br><br><br><br><br><br><br><br><br><br>L 35 H 24,5 P 17<br>Ottone antico<br>Argento antico   | <b>"COUNTRY" roll holder</b><br><br><br><br><br><br><br><br><br><br>W 35 H 24,5 D 17<br>Antique brass<br>Antique silver   | <b>08600664</b><br><b>08600665</b>   |  |
|   |   |   |  |  |







**ACCESSORI SOTTOPENSILI "EASY"**  
"EASY" UNDER WALL UNIT ACCESSORIES



# ACCESSORI SOTTOPENSILI "EASY"

## "EASY" UNDER WALL UNIT ACCESSORIES

|  |  |  |
|--|--|--|
| <p><b>Kit barra con 4 ganci e 2 portamestoli inox</b></p> <p>Kit: bar with 4 hooks and 2 ladles holder</p>  <p>L 60<br/>L 90</p> <p>W 60<br/>W 90</p>           | <p><b>CODICE / CODE No.</b></p> <p><b>08608660</b><br/><b>08608661</b></p> |  |
| <p><b>Portarotolo inox (barra non inclusa)</b></p> <p>Stainless steel roll holder (bar not included)</p>  <p>L 38 P 14,5</p> <p>W 38 D 14,5</p>                 | <p><b>08608662</b></p>   |  |
| <p><b>Mensola inox (barra non inclusa)</b></p> <p>Stainless steel shelf (bar not included)</p>  <p>L 35 P 13<br/>L 50 P 13</p> <p>W 35 D 13<br/>W 50 D 13</p> | <p><b>08608663</b><br/><b>08608664</b></p>                                 |  |
| <p><b>Kit 2 Porta mestoli + 4 ganci inox (barra non inclusa)</b></p> <p>Kit: 2 ladles holder + 4 stainless steel hooks (bar not included)</p>                 | <p><b>08608665</b></p>   |  |





# ACCESSORI SOTTOPENSILI "FIRKANT"

"FIRKANT" UNDER WALL UNIT ACCESSORIES



# ACCESSORI SOTTOPENSILI "FIRKANT"

## "FIRKANT" UNDER WALL UNIT ACCESSORIES

| <p><b>Kit: barra</b></p>    | <p>Kit: bar</p> <p>bronzio titanio<br/>L 60 (2 ganci)<br/>L 90 (3 ganci)<br/>L 120 (4 ganci)</p> <p>grigio selce<br/>L 60 (2 ganci)<br/>L 90 (3 ganci)<br/>L 120 (4 ganci)</p> <p>silver dark<br/>L 60 (2 ganci)<br/>L 90 (3 ganci)<br/>L 120 (4 ganci)</p> <p>titanium bronze<br/>W 60 (2 hooks)<br/>W 90 (3 hooks)<br/>W 120 (4 hooks)</p> <p>flint grey<br/>W 60 (2 hooks)<br/>W 90 (3 hooks)<br/>W 120 (4 hooks)</p> <p>dark silver<br/>W 60 (2 hooks)<br/>W 90 (3 hooks)<br/>W 120 (4 hooks)</p> | <p><b>CODICE / CODE No.</b></p> <p><b>08608770</b><br/><b>08608771</b><br/><b>08608772</b></p> <p><b>08608770G</b><br/><b>08608771G</b><br/><b>08608772G</b></p> <p><b>08608770SD</b><br/><b>08608771SD</b><br/><b>08608772SD</b></p> |  |
|--|---|---|--|
| <p><b>Mensola<br/>(barra non inclusa)</b></p>                                   | <p>Shelf<br/>(bar not included)</p> <p>bronzio titanio<br/>L 30</p> <p>grigio selce<br/>L 30</p> <p>silver dark<br/>L 30</p> <p>titanium bronze<br/>W 30</p> <p>flint grey<br/>W 30</p> <p>dark silver<br/>W 30</p>   | <p><b>08608775</b></p> <p><b>08608775G</b></p> <p><b>08608775SD</b></p>   |  |
| <p><b>Kit: mensola con due<br/>barattoli<br/>(barra non inclusa)</b></p>      | <p>Kit: shelf with 2 cans<br/>(bar not included)</p> <p>bronzio titanio<br/>L 30</p> <p>grigio selce<br/>L 30</p> <p>silver dark<br/>L 30</p> <p>titanium bronze<br/>W 30</p> <p>flint grey<br/>W 30</p> <p>dark silver<br/>W 30</p>  | <p><b>08608776</b></p> <p><b>08608776G</b></p> <p><b>08608776SD</b></p>   |  |
| <p><b>Kit: mensola con quattro<br/>barattoli<br/>(barra non inclusa)</b></p>  | <p>Kit: shelf with 4 cans<br/>(bar not included)</p> <p>bronzio titanio<br/>L 30</p> <p>grigio selce<br/>L 30</p> <p>silver dark<br/>L 30</p> <p>titanium bronze<br/>W 30</p> <p>flint grey<br/>W 30</p> <p>dark silver<br/>W 30</p>  | <p><b>08608777</b></p> <p><b>08608777G</b></p> <p><b>08608777SD</b></p>   |  |

# ACCESSORI SOTTOPENSILI "FIRKANT"

## "FIRKANT" UNDER WALL UNIT ACCESSORIES

|   |  |   |  | <b>CODICE / CODE No.</b> |                   |
|---|--|---|--|--------------------------|-------------------|
|     | <b>Portarotoli finitura<br/>bronzo titanio<br/>brill<br/>(barra non inclusa)</b> | Roll holder<br>titan bronze<br>brill finish<br>(bar not included) |  |                          |                   |
|   | bronzo titanio<br>L 30   | titanium bronze<br>W 30   |  |                          | <b>08608778</b>   |
|   | grigio selce<br>L 30   | flint grey<br>W 30  |  |                          | <b>08608778G</b>  |
|   | silver dark<br>L 30  | dark silver<br>W 30   |  |                          | <b>08608778SD</b> |
|    | <b>Gancio universale<br/>(barra non inclusa)</b>                                 | Universal hook<br>(bar not included)                              |  |                          |                   |
|   | bronzo titanio   | titanium bronze   |  |                          | <b>08608773</b>   |
|   | grigio selce   | flint grey  |  |                          | <b>08608773G</b>  |
|   | silver dark  | dark silver   |  |                          | <b>08608773SD</b> |
|  | <b>Gancio con magneta</b>  | Hook with magnet  |  |                          |                   |
|   | bronzo titanio   | titanium bronze   |  |                          | <b>08608774</b>   |
|   | grigio selce   | flint grey  |  |                          | <b>08608774G</b>  |
|   | silver dark  | dark silver   |  |                          | <b>08608774SD</b> |
|   |  |   |  |                          |                   |

## ACCESSORI SOTTOPENSILI “GRID”

### “GRID” UNDER WALL UNIT ACCESSORIES

Il sottopensile “Grid” è un accessorio che lavora a pressione tra il top e il fondo del pensile.

È disponibile in due altezze: H 53 e H 56 regolabili (escursione piedini +/- 1,5) in altezza e due larghezze (L 60 e L 90).

Sono disponibili in quattro finiture: due metalliche (titanio e brill), due verniciate opoche (nero e bianco).

Ogni elemento è composto di serie da 2 vaschette trasparenti in plastica, in appoggio su una cornice metallica verniciata nei 12 colori previsti.

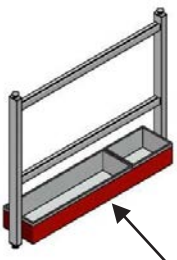
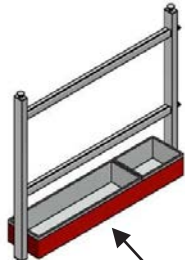
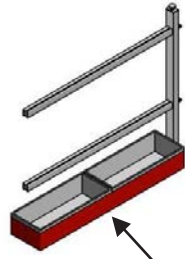
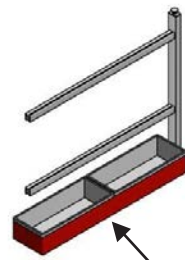
The “Grid” under wall unit is an accessory that works by pressure between the worktop and the bottom of the wall units. It is available in two heights: H 53 and H 56 adjustable (foot +/- 1,5) both in height and two widths: (W 60 and W 90). It is available in four different finishes. Two of them (titanium and brill) are metal finish, while others are matt painted (black and white).

Each element is made up as standard with 2 transparent plastic trays, leaning on to a painted metal frame available in 12 expected colors.



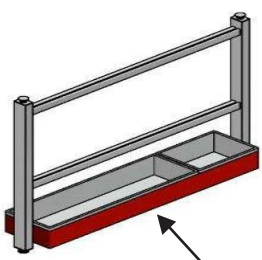
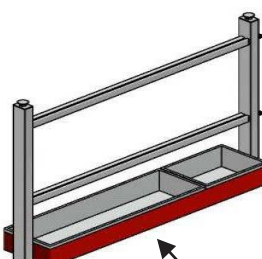
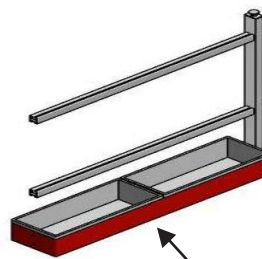
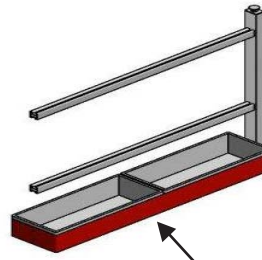
# ACCESSORI SOTTOPENSILI "GRID"

## "GRID" UNDER WALL UNIT ACCESSORIES

|  |   | <b>modulo singolo tipo "A"</b><br>(esempio modularità<br>vedi pag.15) | Type "A" single module<br>(for the modularity<br>example see page 15) | <b>CODICE / CODE No.</b> |
|--|---|---|---|--------------------------|
|  <p><b>cornice metallica verniciata</b><br/>painted metal frame</p>   | <b>finitura grigio selce</b><br>L 60 H 53<br>L 60 H 56      | <b>flint grey finish</b><br>W 60 H 53<br>W 60 H 56                    | <b>08600700G</b><br><b>08600701G</b>                                  |                          |
|  | <b>finitura silver dark</b><br>L 60 H 53<br>L 60 H 56       | <b>dark silver finish</b><br>W 60 H 53<br>W 60 H 56                   | <b>08600700S</b><br><b>08600701S</b>                                  |                          |
|  | <b>finitura verniciato nero</b><br>L 60 H 53<br>L 60 H 56   | <b>black painted finish</b><br>W 60 H 53<br>W 60 H 56                 | <b>08600700N</b><br><b>08600701N</b>                                  |                          |
|  | <b>finitura verniciato bianco</b><br>L 60 H 53<br>L 60 H 56 | <b>white painted finish</b><br>W 60 H 53<br>W 60 H 56                 | <b>08600700W</b><br><b>08600701W</b>                                  |                          |
|  <p><b>cornice metallica verniciata</b><br/>painted metal frame</p>  | <b>finitura grigio selce</b><br>L 60 H 53<br>L 60 H 56      | <b>flint grey finish</b><br>W 60 H 53<br>W 60 H 56                    | <b>08600705G</b><br><b>08600706G</b>                                  |                          |
|  | <b>finitura silver dark</b><br>L 60 H 53<br>L 60 H 56       | <b>dark silver finish</b><br>W 60 H 53<br>W 60 H 56                   | <b>08600705S</b><br><b>08600706S</b>                                  |                          |
|  | <b>finitura verniciato nero</b><br>L 60 H 53<br>L 60 H 56   | <b>black painted finish</b><br>W 60 H 53<br>W 60 H 56                 | <b>08600705N</b><br><b>08600706N</b>                                  |                          |
|  | <b>finitura verniciato bianco</b><br>L 60 H 53<br>L 60 H 56 | <b>white painted finish</b><br>W 60 H 53<br>W 60 H 56                 | <b>08600705W</b><br><b>08600706W</b>                                  |                          |
|  <p><b>cornice metallica verniciata</b><br/>painted metal frame</p> | <b>finitura grigio selce</b><br>L 60 H 53<br>L 60 H 56      | <b>flint grey finish</b><br>W 60 H 53<br>W 60 H 56                    | <b>08600710G</b><br><b>08600711G</b>                                  |                          |
|  | <b>finitura silver dark</b><br>L 60 H 53<br>L 60 H 56       | <b>dark silver finish</b><br>W 60 H 53<br>W 60 H 56                   | <b>08600710S</b><br><b>08600711S</b>                                  |                          |
|  | <b>finitura verniciato nero</b><br>L 60 H 53<br>L 60 H 56   | <b>black painted finish</b><br>W 60 H 53<br>W 60 H 56                 | <b>08600710N</b><br><b>08600711N</b>                                  |                          |
|  | <b>finitura verniciato bianco</b><br>L 60 H 53<br>L 60 H 56 | <b>white painted finish</b><br>W 60 H 53<br>W 60 H 56                 | <b>08600710W</b><br><b>08600711W</b>                                  |                          |
|  <p><b>cornice metallica verniciata</b><br/>painted metal frame</p> | <b>finitura grigio selce</b><br>L 60 H 53<br>L 60 H 56      | <b>flint grey finish</b><br>W 60 H 53<br>W 60 H 56                    | <b>08600715G</b><br><b>08600716G</b>                                  |                          |
|  | <b>finitura silver dark</b><br>L 60 H 53<br>L 60 H 56       | <b>dark silver finish</b><br>W 60 H 53<br>W 60 H 56                   | <b>08600715S</b><br><b>08600716S</b>                                  |                          |
|  | <b>finitura verniciato nero</b><br>L 60 H 53<br>L 60 H 56   | <b>black painted finish</b><br>W 60 H 53<br>W 60 H 56                 | <b>08600715N</b><br><b>08600716N</b>                                  |                          |
|  | <b>finitura verniciato bianco</b><br>L 60 H 53<br>L 60 H 56 | <b>white painted finish</b><br>W 60 H 53<br>W 60 H 56                 | <b>08600715W</b><br><b>08600716W</b>                                  |                          |

# ACCESSORI SOTTOPENSILI "GRID"





## "GRID" UNDER WALL UNIT ACCESSORIES

|  |   | <b>modulo singolo tipo "A"</b><br><b>(esempio modularità vedi pag.15)</b> | Type "A" single module<br>(for the modularity example see page 15) | CODICE / CODE No. |
|--|---|---|--|-------------------|
|  <p><b>cornice metallica verniciata</b><br/>painted metal frame</p>   | <b>finitura grigio selce</b><br>L 90 H 53<br>L 90 H 56      | <b>flint grey finish</b><br>W 90 H 53<br>W 90 H 56                        | <b>08600720G</b><br><b>08600721G</b>                               |                   |
|  | <b>finitura silver dark</b><br>L 90 H 53<br>L 90 H 56       | <b>dark silver finish</b><br>W 90 H 53<br>W 90 H 56                       | <b>08600720S</b><br><b>08600721S</b>                               |                   |
|  | <b>finitura verniciato nero</b><br>L 90 H 53<br>L 90 H 56   | <b>black painted finish</b><br>W 90 H 53<br>W 90 H 56                     | <b>08600720N</b><br><b>08600721N</b>                               |                   |
|  | <b>finitura verniciato bianco</b><br>L 90 H 53<br>L 90 H 56 | <b>white painted finish</b><br>W 90 H 53<br>W 90 H 56                     | <b>08600720W</b><br><b>08600721W</b>                               |                   |
|  <p><b>cornice metallica verniciata</b><br/>painted metal frame</p>   | <b>finitura grigio selce</b><br>L 90 H 53<br>L 90 H 56      | <b>flint grey finish</b><br>W 90 H 53<br>W 90 H 56                        | <b>08600725G</b><br><b>08600726G</b>                               |                   |
|  | <b>finitura silver dark</b><br>L 90 H 53<br>L 90 H 56       | <b>dark silver finish</b><br>W 90 H 53<br>W 90 H 56                       | <b>08600725S</b><br><b>08600726S</b>                               |                   |
|  | <b>finitura verniciato nero</b><br>L 90 H 53<br>L 90 H 56   | <b>black painted finish</b><br>W 90 H 53<br>W 90 H 56                     | <b>08600725N</b><br><b>08600726N</b>                               |                   |
|  | <b>finitura verniciato bianco</b><br>L 90 H 53<br>L 90 H 56 | <b>white painted finish</b><br>W 90 H 53<br>W 90 H 56                     | <b>08600725W</b><br><b>08600726W</b>                               |                   |
|  <p><b>cornice metallica verniciata</b><br/>painted metal frame</p> | <b>finitura grigio selce</b><br>L 90 H 53<br>L 90 H 56      | <b>flint grey finish</b><br>W 90 H 53<br>W 90 H 56                        | <b>08600730G</b><br><b>08600731G</b>                               |                   |
|  | <b>finitura silver dark</b><br>L 90 H 53<br>L 90 H 56       | <b>dark silver finish</b><br>W 90 H 53<br>W 90 H 56                       | <b>08600730S</b><br><b>08600731S</b>                               |                   |
|  | <b>finitura verniciato nero</b><br>L 90 H 53<br>L 90 H 56   | <b>black painted finish</b><br>W 90 H 53<br>W 90 H 56                     | <b>08600730N</b><br><b>08600731N</b>                               |                   |
|  | <b>finitura verniciato bianco</b><br>L 90 H 53<br>L 90 H 56 | <b>white painted finish</b><br>W 90 H 53<br>W 90 H 56                     | <b>08600730W</b><br><b>08600731W</b>                               |                   |
|  <p><b>cornice metallica verniciata</b><br/>painted metal frame</p> | <b>finitura grigio selce</b><br>L 90 H 53<br>L 90 H 56      | <b>flint grey finish</b><br>W 90 H 53<br>W 90 H 56                        | <b>08600735G</b><br><b>08600736G</b>                               |                   |
|  | <b>finitura silver dark</b><br>L 90 H 53<br>L 90 H 56       | <b>dark silver finish</b><br>W 90 H 53<br>W 90 H 56                       | <b>08600735S</b><br><b>08600736S</b>                               |                   |
|  | <b>finitura verniciato nero</b><br>L 90 H 53<br>L 90 H 56   | <b>black painted finish</b><br>W 90 H 53<br>W 90 H 56                     | <b>08600735N</b><br><b>08600736N</b>                               |                   |
|  | <b>finitura verniciato bianco</b><br>L 90 H 53<br>L 90 H 56 | <b>white painted finish</b><br>W 90 H 53<br>W 90 H 56                     | <b>08600735W</b><br><b>08600736W</b>                               |                   |



# ACCESSORI SOTTOPENSILI "GRID"

## "GRID" UNDER WALL UNIT ACCESSORIES

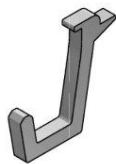
|  |  | CODICE / CODE No. |  |
|--|--|-------------------|--|
|  <p><b>mensola in alluminio</b><br/>alluminium shelf</p> <p>L 25 P 15 H 2<br/>finitura grigio selce<br/>finitura silver dark<br/>finitura verniciato nero<br/>finitura verniciato bianco</p>                                | <p>W 25 D 15 H 2<br/>flint grey finish<br/>dark silver finish<br/>black painted finish<br/>white painted finish</p> <p><b>08600750G</b><br/><b>08600750S</b><br/><b>08600750N</b><br/><b>08600750W</b></p>     |                   |  |
|  <p><b>portarotoli</b><br/>roll holder</p> <p>L 27 P 5,7 H 12,5<br/>finitura grigio selce<br/>finitura silver dark<br/>finitura verniciato nero<br/>finitura verniciato bianco</p>   | <p>W 27 D 5,7 H 12,5<br/>flint grey finish<br/>dark silver finish<br/>black painted finish<br/>white painted finish</p> <p><b>08600751G</b><br/><b>08600751S</b><br/><b>08600751N</b><br/><b>08600751W</b></p> |                   |  |
|  <p><b>portacalici</b><br/>stem rack</p> <p>L 27 P 15 H 2<br/>finitura grigio selce<br/>finitura silver dark<br/>finitura verniciato nero<br/>finitura verniciato bianco</p>  | <p>W 27 D 15 H 2<br/>flint grey finish<br/>dark silver finish<br/>black painted finish<br/>white painted finish</p> <p><b>08600752G</b><br/><b>08600752S</b><br/><b>08600752N</b><br/><b>08600752W</b></p>     |                   |  |
|  <p><b>gancio basso</b><br/><b>set 3 ganci in alluminio</b><br/>lower hook<br/>set 3 aluminium hook</p> <p>finitura grigio selce<br/>finitura silver dark<br/>finitura verniciato nero<br/>finitura verniciato bianco</p> | <p>flint grey finish<br/>dark silver finish<br/>black painted finish<br/>white painted finish</p> <p><b>08600753G</b><br/><b>08600753S</b><br/><b>08600753N</b><br/><b>08600753W</b></p>                       |                   |  |

## ACCESSORI SOTTOPENSILI "GRID"

### "GRID" UNDER WALL UNIT ACCESSORIES

**gancio alto**  
**set 3 ganci in alluminio**

top hook  
set 3 aluminium hook



finitura grigio selce  
finitura silver dark  
finitura verniciato nero  
finitura verniciato bianco


flint grey finish  
dark silver finish  
black painted finish  
white painted finish

**CODICE / CODE No.**


**08600754G**  
**08600754S**  
**08600754N**  
**08600754W**

## colori disponibili per cornice metallica verniciata

available colours for painted metal frame




bianco assoluto  
(opz.740S)  
absolute white



conchiglia (opz.7403)  
seashell



grigio traffico  
(opz.9511)  
traffic grey

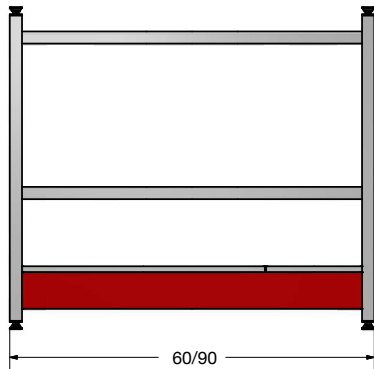


tortora (opz.8993)  
dove grey

# MODULARITÀ ACCESSORI SOTTOPENSILI "GRID"

## "GRID" UNDER WALL UNIT ACCESSORIES MODULARITY

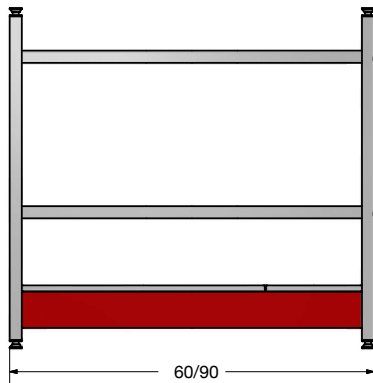
MODULO SINGOLO "TIPO A"  
SINGLE MODULE "TYPE A"



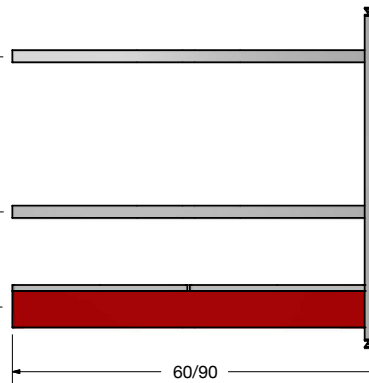
### ESEMPIO COMPOSIZIONE CON DUE MODULI

#### EXAMPLE OF COMPOSITION WITH TWO MODULES

MODULO INIZIALE "TIPO B"  
INITIAL MODULE "TYPE B"



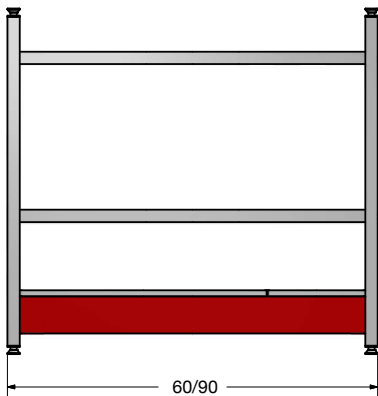
MODULO DI CHIUSURA "TIPO D"  
CLOSING MODULE "TYPE D"



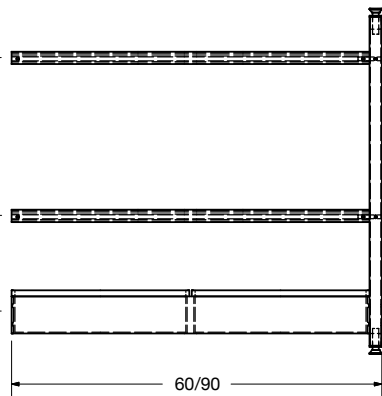
### ESEMPIO COMPOSIZIONE CON UNO O PIU' MODULI CENTRALI

#### EXAMPLE OF COMPOSITION WITH ONE OR MORE CENTRAL MODULES

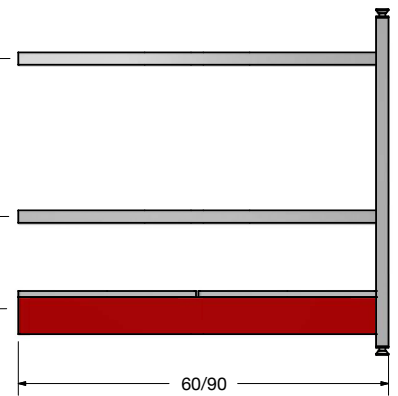
MODULO INIZIALE "TIPO B"  
INITIAL MODULE "TYPE B"



MODULO CENTRALE "TIPO C"  
CENTRAL MODULE "TYPE C"



MODULO DI CHIUSURA "TIPO D"  
CLOSING MODULE "TYPE D"







**ACCESSORI SOTTOPENSIILI "HANG"**  
"HANG" UNDER WALL UNIT ACCESSORIES




# ACCESSORI SOTTOPENSILI "HANG"

## "HANG" UNDER WALL UNIT ACCESSORIES

|   |   |   | CODICE / CODE No.                      |  |
|---|---|---|--|--|
|    | <b>modulo 60</b><br><b>N.B.: modulo con luce</b><br><b>compreso di:</b><br><b>alimentatore, interruttore</b>    | module 60<br>Note: module with light<br>including: power supply,<br>switch    |  |  |
|   | L 60 H 42,4<br>finitura nero ossidato<br>finitura titanio ossidato  | W 60 H 42,4<br>oxidized black<br>oxidized titanium                            | <b>08600830N</b><br><b>08600830T</b>   |  |
|   | L 60 H 42,4 <b>con luce</b><br>finitura nero ossidato<br>finitura titanio ossidato                              | W 60 H 42,4 <b>with light</b><br>oxidized black<br>oxidized titanium          | <b>08600830LN</b><br><b>08600830LT</b> |  |
|   | <b>modulo 90</b><br><b>N.B.: modulo con luce</b><br><b>compreso di:</b><br><b>alimentatore, interruttore</b>    | module 90<br>Note: module with light<br>including: power supply,<br>switch    |  |  |
|   | L 90 H 42,4<br>finitura nero ossidato<br>finitura titanio ossidato  | W 90 H 42,4<br>oxidized black<br>oxidized titanium                            | <b>08600831N</b><br><b>08600831T</b>   |  |
|   | L 90 H 42,4 <b>con luce</b><br>finitura nero ossidato<br>finitura titanio ossidato                              | W 90 H 42,4 <b>with light</b><br>oxidized black<br>oxidized titanium          | <b>08600831LN</b><br><b>08600831LT</b> |  |
|  | <b>modulo 120</b><br><b>N.B.: modulo con luce</b><br><b>compreso di: alimentatore,</b><br><b>interruttore</b>   | module 120<br>Note: module with light<br>including: power supply,<br>switch   |  |  |
|   | L 120 H 42,4<br>finitura nero ossidato<br>finitura titanio ossidato   | W 120 H 42,4<br>oxidized black<br>oxidized titanium                           | <b>08600832N</b><br><b>08600832T</b>   |  |
|   | L 120 H 42,4 <b>con luce</b><br>finitura nero ossidato<br>finitura titanio ossidato                             | W 120 H 42,4 <b>with light</b><br>oxidized black<br>oxidized titanium         | <b>08600832LN</b><br><b>08600832LT</b> |  |
|  | <b>modulo 60+60</b><br><b>N.B.: modulo con luce</b><br><b>compreso di:</b><br><b>alimentatore, interruttore</b> | module 60+60<br>Note: module with light<br>including: power supply,<br>switch |  |  |
|   | L 60+60 H 42,4<br>finitura nero ossidato<br>finitura titanio ossidato   | W 60+60 H 42,4<br>oxidized black<br>oxidized titanium                         | <b>08600833N</b><br><b>08600833T</b>   |  |
|   | L 60+60 H 42,4 <b>con luce</b><br>finitura nero ossidato<br>finitura titanio ossidato                           | W 60+60 H 42,4 <b>with light</b><br>oxidized black<br>oxidized titanium       | <b>08600833LN</b><br><b>08600833LT</b> |  |





# ACCESSORI SOTTOPENSILI "HANG"

## "HANG" UNDER WALL UNIT ACCESSORIES

|   |   |   |  |
|---|---|---|--|
|  | <p><b>modulo 90+90</b><br/> <b>N.B.: modulo con luce</b><br/> <b>compreso di:</b><br/> <b>alimentatore, interruttore</b></p> <p>module 90+90<br/>         Note: module with light<br/>         including: power supply,<br/>         switch</p> <p>L 90+90 H 42,4<br/>         finitura nero ossidato<br/>         finitura titanio ossidato</p> <p>W 90+90 H 42,4<br/>         oxidized black<br/>         oxidized titanium</p> <p>L 90+90 H 42,4 <b>con luce</b><br/>         finitura nero ossidato<br/>         finitura titanio ossidato</p> <p>W 90+90 H 42,4 <b>with light</b><br/>         oxidized black<br/>         oxidized titanium</p> | <p><b>CODICE / CODE No.</b></p> <p><b>08600834N</b><br/> <b>08600834T</b></p> <p><b>08600834LN</b><br/> <b>08600834LT</b></p> |  |
|   |   |   |  |
|   |   |   |  |
|   |   |   |  |

# ACCESSORI "HANG - TOP" PER ISOLA

## "HANG - WORKTOP" FOR ISLAND ACCESSORIES

|   |   |   | CODICE / CODE No.                      |  |
|---|---|---|--|--|
|    | <b>modulo 60</b><br><b>N.B.: modulo con luce</b><br><b>compreso di:</b><br><b>alimentatore, interruttore</b>    | module 60<br>Note: module with light<br>including: power supply,<br>switch    |  |  |
|   | L 60 H 42,6<br>finitura nero ossidato<br>finitura titanio ossidato  | W 60 H 42,6<br>oxidized black<br>oxidized titanium                            | <b>08600835N</b><br><b>08600835T</b>   |  |
|   | L 60 H 42,6 <b>con luce</b><br>finitura nero ossidato<br>finitura titanio ossidato                              | W 60 H 42,6 <b>with light</b><br>oxidized black<br>oxidized titanium          | <b>08600835LN</b><br><b>08600835LT</b> |  |
|   | <b>modulo 90</b><br><b>N.B.: modulo con luce</b><br><b>compreso di:</b><br><b>alimentatore, interruttore</b>    | module 90<br>Note: module with light<br>including: power supply,<br>switch    |  |  |
|   | L 90 H 42,6<br>finitura nero ossidato<br>finitura titanio ossidato  | W 90 H 42,6<br>oxidized black<br>oxidized titanium                            | <b>08600836N</b><br><b>08600836T</b>   |  |
|   | L 90 H 42,6 <b>con luce</b><br>finitura nero ossidato<br>finitura titanio ossidato                              | W 90 H 42,6 <b>with light</b><br>oxidized black<br>oxidized titanium          | <b>08600836LN</b><br><b>08600836LT</b> |  |
|  | <b>modulo 120</b><br><b>N.B.: modulo con luce</b><br><b>compreso di: alimentatore,</b><br><b>interruttore</b>   | module 120<br>Note: module with light<br>including: power supply,<br>switch   |  |  |
|   | L 120 H 42,6<br>finitura nero ossidato<br>finitura titanio ossidato   | W 120 H 42,6<br>oxidized black<br>oxidized titanium                           | <b>08600837N</b><br><b>08600837T</b>   |  |
|   | L 120 H 42,6 <b>con luce</b><br>finitura nero ossidato<br>finitura titanio ossidato                             | W 120 H 42,6 <b>with light</b><br>oxidized black<br>oxidized titanium         | <b>08600837LN</b><br><b>08600837LT</b> |  |
|  | <b>modulo 60+60</b><br><b>N.B.: modulo con luce</b><br><b>compreso di:</b><br><b>alimentatore, interruttore</b> | module 60+60<br>Note: module with light<br>including: power supply,<br>switch |  |  |
|   | L 60+60 H 42,6<br>finitura nero ossidato<br>finitura titanio ossidato   | W 60+60 H 42,6<br>oxidized black<br>oxidized titanium                         | <b>08600838N</b><br><b>08600838T</b>   |  |
|   | L 60+60 H 42,6 <b>con luce</b><br>finitura nero ossidato<br>finitura titanio ossidato                           | W 60+60 H 42,6 <b>with light</b><br>oxidized black<br>oxidized titanium       | <b>08600838LN</b><br><b>08600838LT</b> |  |

# ACCESSORI "HANG - TOP" PER ISOLA

## "HANG - WORKTOP" FOR ISLAND ACCESSORIES



**modulo 90+90**  
**N.B.: modulo con luce**  
**compresso di:**  
**alimentatore, interruttore**

module 90+90  
 Note: module with light  
 including: power supply,  
 switch

L 90+90 H 42,6  
 finitura nero ossidato  
 finitura titanio ossidato

W 90+90 H 42,6  
 oxidized black  
 oxidized titanium

L 90+90 H 42,6 **con luce**  
 finitura nero ossidato  
 finitura titanio ossidato

W 90+90 H 42,6 **with light**  
 oxidized black  
 oxidized titanium


**CODICE / CODE No.**

**08600839N**  
**08600839T**

**08600839LN**  
**08600839LT**


### Schema foratura modulo 60

Drilling diagram module 60




### Schema foratura modulo 90

Drilling diagram module 60



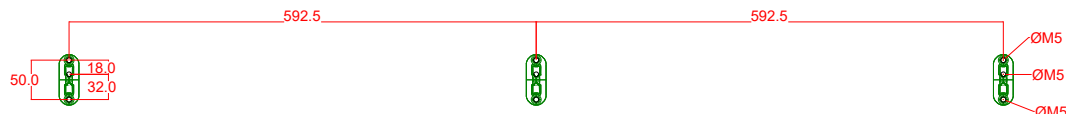
### Schema foratura modulo 120

Drilling diagram module 120



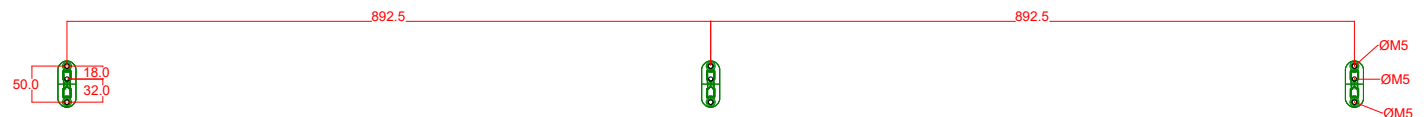
### Schema foratura modulo 60+60

Drilling diagram module 60+60



### Schema foratura modulo 90+90





Drilling diagram module 90+90





# ACCESSORI SOTTOPENSILI "HANG"

## "HANG" UNDER WALL UNIT ACCESSORIES


|  |  | <b>CODICE / CODE No.</b>   |  |
|--|--|--|--|
| <p><b>mensola</b> shelf</p>  <p>L 55 H 2,5 P 14<br/>finitura nero ossidato<br/>finitura titanio ossidato</p> <p>L 85 H 2,5 P 14<br/>finitura nero ossidato<br/>finitura titanio ossidato</p> <p>L 115 H 2,5 P 14<br/>finitura nero ossidato<br/>finitura titanio ossidato</p> | <p>W 55 H 2,5 P 14<br/>oxidized black<br/>oxidized titanium</p> <p>W 85 H 2,5 P 14<br/>oxidized black<br/>oxidized titanium</p> <p>W 115 H 2,5 P 14<br/>oxidized black<br/>oxidized titanium</p> | <p><b>08600840N</b><br/><b>08600840T</b></p> <p><b>08600841N</b><br/><b>08600841T</b></p> <p><b>08600842N</b><br/><b>08600842T</b></p> |  |
| <p><b>porta rotoli</b> roll holder</p>  <p>L 28,5 H 10,5 P 8,2<br/>finitura nero ossidato<br/>finitura titanio ossidato</p>   |  | <p><b>08600843N</b><br/><b>08600843T</b></p>   |  |
| <p><b>set 3 ganci</b> set of 3 hooks</p>  <p>finitura nero ossidato<br/>finitura titanio ossidato</p>   | <p>oxidized black<br/>oxidized titanium</p>  | <p><b>08600844N</b><br/><b>08600844T</b></p>   |  |
| <p><b>portacoltelli</b> knives</p>  <p>L 25 H 20 P 3,5<br/>finitura nero ossidato<br/>finitura titanio ossidato</p>   | <p>W 25 H 20 P 3,5<br/>oxidized black<br/>oxidized titanium</p>  | <p><b>08600846N</b><br/><b>08600846T</b></p>   |  |

**ACCESSORI SOTTOPENSILI "HANG"**  
**"HANG" UNDER WALL UNIT ACCESSORIES**

tagliere

kitchen chopping board

**CODICE / CODE No.**



L 30 H 20 P 3  
 finitura nero ossidato  
 finitura titanio ossidato

W 30 H 20 P 3  
 oxidized black  
 oxidized titanium

**08600845N**  
**08600845T**

**ACCESSORI SOTTOPENSILI "IMPERO"**  
"IMPERO" UNDER WALL UNIT ACCESSORIES




# ACCESSORI SOTTOPENSILI "IMPERO"

## "IMPERO" UNDER WALL UNIT ACCESSORIES

**Portamestoli "IMPERO"**  
**composto da:**  
**1 barra cm 60 o da cm 90**  
**3 ganci singoli**  
**1 confezione di fissaggio**

"IMPERO" ladles holder  
 including:  
 1 x 60 or 90 cm rod  
 3 single hooks  
 1 fixing set

**CODICE / CODE No.**



|                |                |
|----------------|----------------|
| Rame opaco     | Matt copper    |
| L 60           | W 60           |
| L 90           | W 90           |
| Ottone antico  | Antique brass  |
| L 60           | W 60           |
| L 90           | W 90           |
| Argento antico | Antique silver |
| L 60           | W 60           |
| L 90           | W 90           |

**08600506**  
**08600516**

**08600504**  
**08600514**


**08600505**  
**08600515**

|                                  |                                |
|----------------------------------|--------------------------------|
| set ganci rame 3 pezzi           | set hooks copper 3 pcs         |
| set ganci ottone antico 3 pezzi  | set hooks antique brass 3 pcs  |
| set ganci argento antico 3 pezzi | set hooks antique silver 3 pcs |

**08600497**  
**08600500**  
**08600501**

**Mensola portabarattoli**  
**"IMPERO"**

"IMPERO" jar holder shelf




|                |                |
|----------------|----------------|
| Rame opaco     | Matt copper    |
| Ottone antico  | Antique brass  |
| Argento antico | Antique silver |

**08600566**  
**08600564**  
**08600565**

**Mensola portarotolo**  
**"IMPERO"**

"IMPERO" roll holder shelf



|                |                |
|----------------|----------------|
| Rame opaco     | Matt copper    |
| Ottone antico  | Antique brass  |
| Argento antico | Antique silver |

**08600556**  
**08600554**  
**08600555**

## ACCESSORI SOTTOPENSILI “LINE” “LINE” UNDER WALL UNIT ACCESSORIES



**LINE è un sistema di profili a barre equipaggiato con mensole e accessori agganciabili e scorrevoli longitudinalmente. La barra di sostegno in alluminio anodizzato ha come optional la possibilità di contenere sulla parte inferiore una strip led per illuminare il piano di lavoro. La completezza degli accessori rende LINE complemento ideale per la cucina, grazie alle sue mensole e portaoggetti che consentono un mix tra alluminio e legno. Grazie ai suoi molteplici accessori LINE si presenta al mercato quale elemento che da continuità a tutta la casa.**

**Il sistema viene fornito completo di attacchi a muro e tappi terminali.**

**LINE rende i tuoi spazi eleganti, pratici e funzionali.**

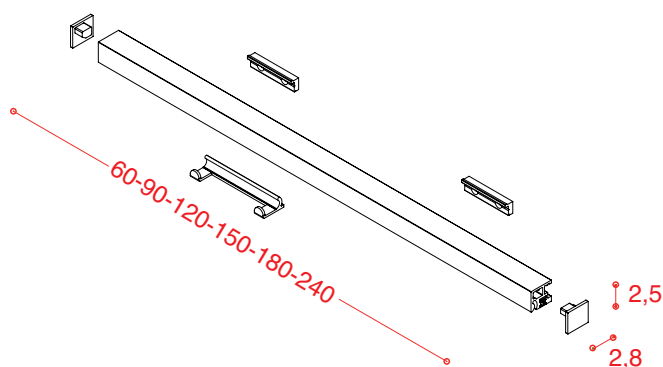
LINE is a system of bar profiles equipped with shelves and accessories that can be hooked and slidable longitudinally. The anodized aluminium support bar has the option of contain on the lower part a led strip to illuminate the worktop. The completeness of the accessories makes the LINE collection as an ideal complement for the kitchen, the bathroom and the office area, thanks to its shelves and holders that allow a mix of aluminium and wood. Thanks to its many accessories, LINE presents itself to the market as an element that gives continuity to the whole house. The system comes complete with wall mounts and end caps. LINE makes your spaces elegant, practical and functional.

# ACCESSORI SOTTOPENSILI "LINE"

## "LINE" UNDER WALL UNIT ACCESSORIES

**Barra con gancio doppio**  
Bar with double hook

**CODICE / CODE No.**



**Barra con gancio doppio L 60**  
Bar with double hook W 60  
**nero** black  
**silver dark** dark silver  
**inox satinato** satin stainless steel

**08607300N**  
**08607300SD**  
**08607300X**

**Barra con gancio doppio L 90**  
Bar with double hook W 90  
**nero** black  
**silver dark** dark silver  
**inox satinato** satin stainless steel

**08607301N**  
**08607301SD**  
**08607301X**

**Barra con gancio doppio L 120**  
Bar with double hook W 120  
**nero** black  
**silver dark** dark silver  
**inox satinato** satin stainless steel

**08607302N**  
**08607302SD**  
**08607302X**

**Barra con gancio doppio L 150**  
Bar with double hook W 150  
**nero** black  
**silver dark** dark silver  
**inox satinato** satin stainless steel

**08607303N**  
**08607303SD**  
**08607303X**

**Barra con gancio doppio L 180**  
Bar with double hook W 180  
**nero** black  
**silver dark** dark silver  
**inox satinato** satin stainless steel

**08607304N**  
**08607304SD**  
**08607304X**

**Barra con gancio doppio L 240**  
Bar with double hook W 240  
**nero** black  
**silver dark** dark silver  
**inox satinato** satin stainless steel

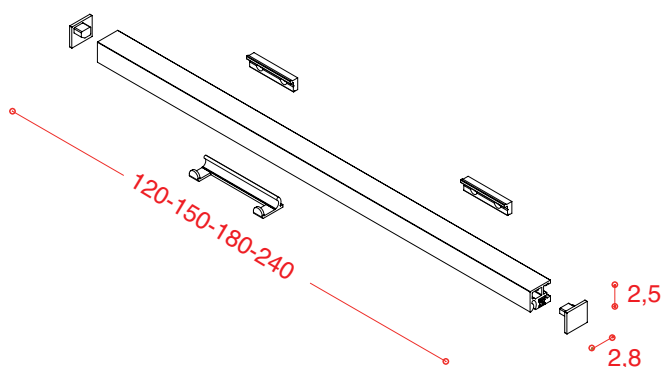
**08607305N**  
**08607305SD**  
**08607305X**

# ACCESSORI SOTTOPENSILI "LINE" CON LUCE DUAL COLOR

## "LINE" UNDER WALL UNIT ACCESSORIES WITH LIGHT DUAL COLOR

**Barra con luce e gancio doppio**  
Bar with light and double hook

**CODICE / CODE No.**



**Barra con gancio doppio L 120**  
Bar with double hook W 120  
**nero** black  
**silver dark** dark silver  
**inox satinato** satin stainless steel

**08607362N**  
**08607362SD**  
**08607362X**

**Barra con gancio doppio L 150**  
Bar with double hook W 150  
**nero** black  
**silver dark** dark silver  
**inox satinato** satin stainless steel

**08607363N**  
**08607363SD**  
**08607363X**

**Barra con gancio doppio L 180**  
Bar with double hook W 180  
**nero** black  
**silver dark** dark silver  
**inox satinato** satin stainless steel


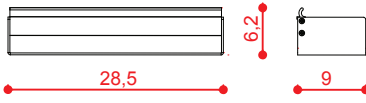
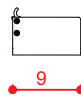

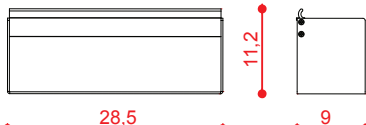
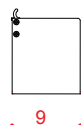

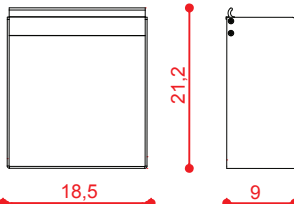


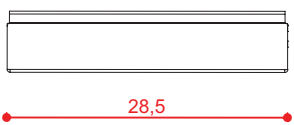
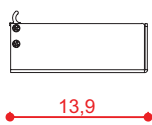

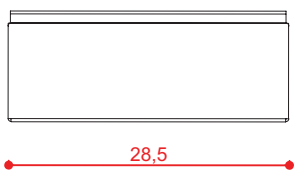
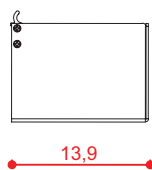
**08607364N**  
**08607364SD**  
**08607364X**

**Barra con gancio doppio L 240**  
Bar with double hook W 240  
**nero** black  
**silver dark** dark silver  
**inox satinato** satin stainless steel

**08607365N**  
**08607365SD**  
**08607365X**

# ACCESSORI ALLUMINIO SOTTOPENSILI "LINE"

## "LINE" ALUMINIUM UNDER WALL UNIT ACCESSORIES

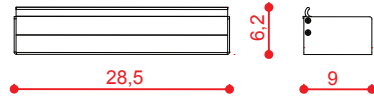
| <p><b>Mensola 001</b><br/>Shelf 001</p>    <p style="text-align: center;"> <b>nero</b> black<br/> <b>silver dark</b> dark silver<br/> <b>inox satinato</b> satin stainless steel         </p>        | <p><b>CODICE / CODE No.</b></p> <p style="text-align: center;"> <b>08607320N</b><br/> <b>08607320SD</b><br/> <b>08607320X</b> </p> |
|---|--|
| <p><b>Mensola 003</b><br/>Shelf 003</p>    <p style="text-align: center;"> <b>nero</b> black<br/> <b>silver dark</b> dark silver<br/> <b>inox satinato</b> satin stainless steel         </p>        | <p style="text-align: center;"> <b>08607322N</b><br/> <b>08607322SD</b><br/> <b>08607322X</b> </p>                                 |
| <p><b>Mensola 004</b><br/>Shelf 004</p>    <p style="text-align: center;"> <b>nero</b> black<br/> <b>silver dark</b> dark silver<br/> <b>inox satinato</b> satin stainless steel         </p>  | <p style="text-align: center;"> <b>08607323N</b><br/> <b>08607323SD</b><br/> <b>08607323X</b> </p>                                 |
| <p><b>Mensola 006</b><br/>Shelf 006</p>    <p style="text-align: center;"> <b>nero</b> black<br/> <b>silver dark</b> dark silver<br/> <b>inox satinato</b> satin stainless steel         </p> | <p style="text-align: center;"> <b>08607325N</b><br/> <b>08607325SD</b><br/> <b>08607325X</b> </p>                                 |
| <p><b>Mensola 007</b><br/>Shelf 007</p>    <p style="text-align: center;"> <b>nero</b> black<br/> <b>silver dark</b> dark silver<br/> <b>inox satinato</b> satin stainless steel         </p> | <p style="text-align: center;"> <b>08607326N</b><br/> <b>08607326SD</b><br/> <b>08607326X</b> </p>                                 |



# ACCESSORI LEGNO SOTTOPENSILI "LINE"

## "LINE" WOODEN UNDER WALL UNIT ACCESSORIES

**Mensola 001**  
Shelf 001



**legno scuro**  
dark wood

**NERO BLACK**  
**legno scuro** dark wood  
**SILVER DARK** DARK SILVER  
**legno scuro** dark wood  
**INOX SATINATO** SATIN STAINLESS STEEL  
**legno scuro** dark wood

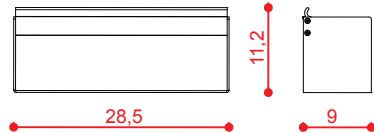
**CODICE / CODE No.**

**08607320NS**

**08607320SDS**

**08607320XS**

**Mensola 003**  
Shelf 003



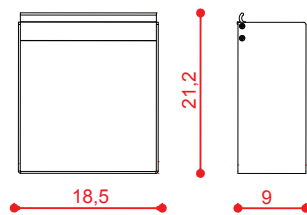
**NERO BLACK**  
**legno scuro** dark wood  
**SILVER DARK** DARK SILVER  
**legno scuro** dark wood  
**INOX SATINATO** SATIN STAINLESS STEEL  
**legno scuro** dark wood

**08607322NS**

**08607322SDS**

**08607322XS**

**Mensola 004**  
Shelf 004



**NERO BLACK**  
**legno scuro** dark wood  
**SILVER DARK** DARK SILVER  
**legno scuro** dark wood  
**INOX SATINATO** SATIN STAINLESS STEEL  
**legno scuro** dark wood

**08607323NS**

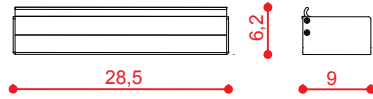
**08607323SDS**

**08607323XS**

# ACCESSORI LEGNO SOTTOPENSILI "LINE"

## "LINE" WOODEN UNDER WALL UNIT ACCESSORIES

**Mensola 001**  
Shelf 001



**legno chiaro**  
light wood

**NERO** BLACK  
**legno chiaro** light wood  
**SILVER DARK** DARK SILVER  
**legno chiaro** light wood  
**INOX SATINATO** SATIN STAINLESS STEEL  
**legno chiaro** light wood

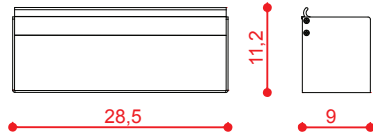
**CODICE / CODE No.**

**08607320NC**

**08607320SDC**

**08607320XC**

**Mensola 003**  
Shelf 003



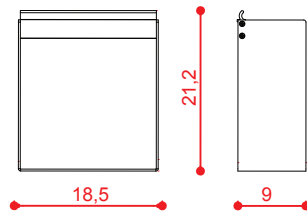
**NERO** BLACK  
**legno chiaro** light wood  
**SILVER DARK** DARK SILVER  
**legno chiaro** light wood  
**INOX SATINATO** SATIN STAINLESS STEEL  
**legno chiaro** light wood

**08607322NC**

**08607322SDC**

**08607322XC**

**Mensola 004**  
Shelf 004



**NERO** BLACK  
**legno chiaro** light wood  
**SILVER DARK** DARK SILVER  
**legno chiaro** light wood  
**INOX SATINATO** SATIN STAINLESS STEEL  
**legno chiaro** light wood

**08607323NC**

**08607323SDC**

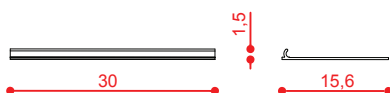
**08607323XC**

# ACCESSORI ALLUMINIO SOTTOPENSILI "LINE"

## "LINE" ALUMINIUM UNDER WALL UNIT ACCESSORIES

### Mensola L 30

Shelf W 30



**nero** black  
**silver dark** dark silver  
**inox satinato** satin stainless steel

**CODICE / CODE No.**

**08607340N**  
**08607340SD**  
**08607340X**

### Mensola L 45

Shelf W 45




**nero** black  
**silver dark** dark silver  
**inox satinato** satin stainless steel

**08607341N**  
**08607341SD**  
**08607341X**

### Mensola L 60

Shelf W 60



**nero** black  
**silver dark** dark silver  
**inox satinato** satin stainless steel

**08607342N**  
**08607342SD**  
**08607342X**

# ACCESSORI ALLUMINIO SOTTOPENSILI "LINE"

## "LINE" ALUMINIUM UNDER WALL UNIT ACCESSORIES

### Box alimentazione mensola con interruttore

L 28,5 P 13,6 H 6,5

Shelf power box with switch

W 28,5 D 13,6 H 6,5



#### Componenti interni cablati:

Driver 24V 60W con cavo e spina (certificazione europea)

Spina EU standard mt 2

**N.B.: in fase di progettazione far combinare il punto luce dietro il box alimentazione e subito sotto la barra "LINE"**

Wired internal components:

Driver 24 60W with cable and plug (european certification)

EU standard plug 2 meters

Note.: in the design phase, combine the light point behind the power supply box and immediately under the "LINE" bar

CODICE / CODE No.

nero black  
silver dark dark silver  
inox satinato satin stainless steel


08607382N  
08607382SD  
08607382X

### Box alimentazione mensola

L 28,5 P 13,6 H 6,5

Shelf power box

W 28,5 D 13,6 H 6,5



#### Componenti interni cablati:

Driver 24V 100W con cavo e spina (certificazione internazionale)

Selezionatore Dual Color 60W carico massimo

Radiocomando Dimmer: 12/24V

**N.B.: in fase di progettazione far combinare il punto luce dietro il box alimentazione e subito sotto la barra "LINE"**

Wired internal components:

Driver 24 100W with cable and plug (international certification)

Dual color selector 60W maximum electric load

Dimmer remote control: 12/24V

Note.: in the design phase, combine the light point behind the power supply box and immediately under the "LINE" bar

nero black  
silver dark dark silver  
inox satinato satin stainless steel

08607380N  
08607380SD  
08607380X

### Box alimentazione mensola con prese

L 30 P 14 H 9,7

Shelf power box with sockets

W 30 D 14 H 9,7,5



#### Componenti interni cablati:

Driver 24V 100W con cavo e spina (certificazione internazionale)

Selezionatore Dual Color 60W carico massimo

Radiocomando Dimmer: 12/24V - 2 prese Schuko

**N.B.: in fase di progettazione far combinare il punto luce dietro il box alimentazione e subito sotto la barra "LINE"**

Wired internal components:

Driver 24 100W with cable and plug (international certification)

Dual color selector 60W maximum electric load

Dimmer remote control: 12/24V - 2 schuko sockets

Note.: in the design phase, combine the light point behind the power supply box and immediately under the "LINE" bar

nero black  
silver dark dark silver  
inox satinato satin stainless steel

08607381N  
08607381SD  
08607381X

### Box mensola con prese per barre senza luce

L 30 P 14 H 9,7

Shelf box with sockets for bars without light

W 30 D 14 H 9,7



#### Componenti interni cablati:

2 prese Schuko

Cavo mt 3 con connettore

**N.B.: in fase di progettazione far combinare il punto luce dietro il box alimentazione e subito sotto la barra "LINE"**

Wired internal components:

2 schuko sockets

3 meters cable with connector

Note.: in the design phase, combine the light point behind the power supply box and immediately under the "LINE" bar

nero black  
silver dark dark silver  
inox satinato satin stainless steel

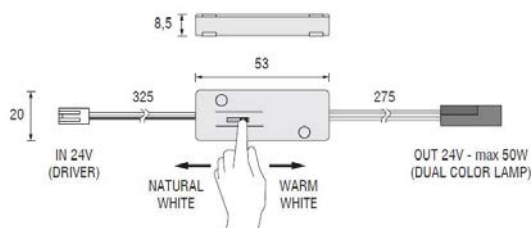
08607383N  
08607383SD  
08607383X

# SELEZIONATORE DUAL COLOR

## IN 24V WARM + NATURAL

**IT** Selezionatore di temperatura colore - Realizzato in policarbonato; cavi di collegamento con connettori rapidi. Funziona esclusivamente con apparecchi di illuminazione DUAL COLOR; il Selezionatore esterno non comanda l'accensione e lo spegnimento delle lampade collegate, ma permette l'impostazione di due differenti temperature colore (3000K Warm / 4000K Natural).

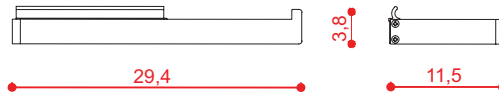
**EN** Color temperature selector - Polycarbonate made; cables with fast-on connectors. Works only with DUAL COLOR Lighting devices; the Selector does not command the switching on and off of connected lamps, but permits the setting of two different colour temperatures (3000K Warm / 4000K Natural).



# ACCESSORI SOTTOPENSILI "LINE"

## "LINE" UNDER WALL UNIT ACCESSORIES

**Portarotolo**  
Roll holder

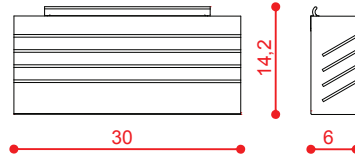


**nero** black  
**silver dark** dark silver  
**inox satinato** satin stainless steel

**CODICE / CODE No.**

**08607355N**  
**08607355SD**  
**08607355X**

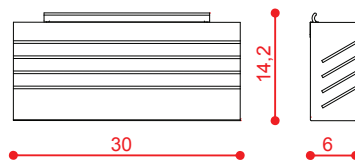
**Portacoltelli legno scuro**  
Dark wood knives holder



**nero** black  
**silver dark** dark silver  
**inox satinato** satin stainless steel

**08607351NS**  
**08607351SDS**  
**08607351XS**

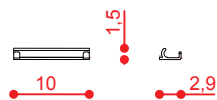
**Portacoltelli legno chiaro**  
Light wood knives holder



**nero** black  
**silver dark** dark silver  
**inox satinato** satin stainless steel

**08607351NC**  
**08607351SDC**  
**08607351XC**

**Gancio doppio**  
Double hook

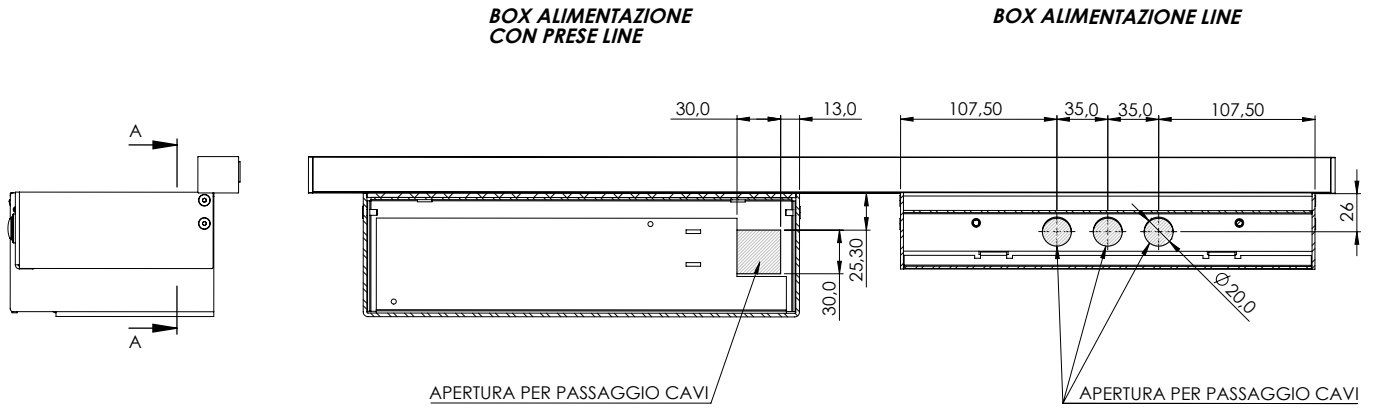


**nero** black  
**silver dark** dark silver  
**inox satinato** satin stainless steel

**08607352N**  
**08607352SD**  
**08607352X**

# SCHEMA FORATURA CAVI SOTTOPENSILI "LINE"

"LINE" CABLE DRILLING DIAGRAM UNDER WALL UNIT ACCESSORIES











CUCINE  
**LUBE**

GRUPPO LUBE




**CREO**  
KITCHENS

# Sottopensile Pratika



# ACCESSORI SOTTOPENSILI "PRATIKA"

## "PRATIKA" UNDER WALL UNIT ACCESSORIES

|   | CODICE<br>CODE No                    |   |   | CODICE<br>CODE No                              |                                      |   |                                    |  |  |
|---|--------------------------------------|---|---|--|--------------------------------------|---|------------------------------------|--|--|
| <b>Kit barra completa di supporti e tappi<br/>(esempio con 3 ganci)</b><br>Kit bar including brackets and caps<br>(example with 3 hooks) <br><br>L 60 P 2,3 H 4 (2 ganci) (2 hooks)<br>finitura brill brill finish<br>08608751<br>L 90 P 2,3 H 4 (3 ganci) (3 hooks)<br>finitura brill brill finish<br>08608752<br>Set ganci brill 3 pezzi<br>Set hooks brill 3 piece<br>08608731 |                                      |   |   |  |                                      |   |                                    |  |  |
| <b>Portabarattoli<br/>(barra non inclusa)</b><br>Jar-rack (bar not included) <br><br>L 27 P 14 H 7,5<br>W 27 D 14 H 7,5<br>08608755  |                                      |   |   |  |                                      |   |                                    |  |  |
| <b>Portarotolo<br/>(barra non inclusa)</b><br>Tissue-roll (bar not included) <br><br>L 24,5 P 13 H 6<br>W 24,5 D 13 H 6<br>08608759   |                                      |   |   |  |                                      |   |                                    |  |  |
| <b>Portaposate<br/>(barra non inclusa)</b><br>Cutlery (bar not included) <br><br>L 13 P 7,5 H 10<br>W 13 D 7,5 H 10<br>08608757   |                                      |   | <b>Colori opachi</b><br>Matt colors: <table border="1" data-bbox="810 1756 1299 1872"> <tr> <td>           bianco assoluto<br/>           (opz.740)<br/>           white absolute         </td> <td>           conchiglia<br/>           (opz.7403)<br/>           seashell         </td> <td>           grigio traffico<br/>           (opz.9511)<br/>           traffic grey         </td> <td>           tortora<br/>           (opz.8993)<br/>           dove grey         </td> </tr> </table> | bianco assoluto<br>(opz.740)<br>white absolute | conchiglia<br>(opz.7403)<br>seashell | grigio traffico<br>(opz.9511)<br>traffic grey | tortora<br>(opz.8993)<br>dove grey |  |  |
| bianco assoluto<br>(opz.740)<br>white absolute  | conchiglia<br>(opz.7403)<br>seashell | grigio traffico<br>(opz.9511)<br>traffic grey | tortora<br>(opz.8993)<br>dove grey  |  |                                      |   |                                    |  |  |

CUCINE  
**LUBE**

GRUPPO LUBE









**CREO**  
KITCHENS

# Sottopensile Ritmo



# ACCESSORI SOTTOPENSILI "RITMO"

## "RITMO" UNDER WALL UNIT ACCESSORIES

|  |   |   |   |  |
|--|---|---|---|--|
|   | <p><b>Confezione Barra porta mestoli con 4 ganci</b></p> <p>Cromata L 55<br/>L 85<br/>L 115</p> <p>Titanio L 55<br/>L 85<br/>L 115</p> <p>Antracite L 55<br/>L 85<br/>L 115</p> | <p>Ladle holder bar set with 4 hooks</p> <p>Chromed W 55<br/>W 85<br/>W 115</p> <p>Titanium W 55<br/>W 85<br/>W 115</p> <p>Anthracite W 55<br/>W 85<br/>W 115</p> | <p><b>CODICE / CODE No..</b></p> <p><b>08607983</b><br/><b>08607985</b><br/><b>08607987</b></p> <p><b>08607999</b><br/><b>08608000</b><br/><b>08608001</b></p> <p><b>08607982</b><br/><b>08607986</b><br/><b>08607989</b></p> |  |
|   | <p><b>Porta-barattoli</b><br/><b>L 290 x P 155 x H 235</b></p> <p>Cromato<br/>Titanio<br/>Antracite</p>   | <p>Can holder<br/>W 290 x D 155 x H 235</p> <p>Chromed<br/>Titanium<br/>Anthracite</p>  | <p><b>08607990</b><br/><b>08608002</b><br/><b>08607992</b></p>  |  |
|    | <p><b>Porta-spezie</b><br/><b>L 270 x P 100 x H 235</b></p> <p>Cromato<br/>Titanio<br/>Antracite</p>  | <p>Spice rack<br/>W 270 x D 100 x H 235</p> <p>Chromed<br/>Titanium<br/>Anthracite</p>  | <p><b>08607993</b><br/><b>08608003</b><br/><b>08607998</b></p>  |  |
|   | <p><b>Porta-rotolo cromato</b><br/><b>L 290 x P 130 x H 200</b></p> <p>Cromato<br/>Titanio<br/>Antracite</p>  | <p>Tissue roll holder<br/>chromed<br/>W 290 x D 130 x H 200</p> <p>Chromed<br/>Titanium<br/>Anthracite</p>  | <p><b>08607995</b><br/><b>08608004</b><br/><b>08607997</b></p>  |  |
|   | <p><b>Confezione n. 4 ganci ad "S"</b></p> <p>Cromato<br/>Titanio<br/>Antracite</p>   | <p>Set of 4 S-shaped hooks</p> <p>Chromed<br/>Titanium<br/>Anthracite</p>   | <p><b>08607980</b><br/><b>08608005</b><br/><b>08607979</b></p>  |  |
| <p><b>Finiture</b> Finishes</p> <div style="display: flex; justify-content: space-around; align-items: center;"> <div style="text-align: center;"> <br/> <b>Cromato</b> Chromed         </div> <div style="text-align: center;"> <br/> <b>Titanio</b> Titanium         </div> <div style="text-align: center;"> <br/> <b>Antracite</b> Anthracite         </div> </div> |   |   |   |  |

CUCINE  
**LUBE**

GRUPPO LUBE








**CREO**  
KITCHENS

# Sottopensile Titan



# ACCESSORI SOTTOPENSILI "TITAN"

## "TITAN" UNDER WALL UNIT ACCESSORIES

|   |   |   |  |
|---|---|---|--|
|    | <p><b>Kit barra alluminio (completa di supporti, tappi e 3 ganci)</b></p> <p>Kit for aluminium bar (including brackets, caps and 3 hooks)</p> <p><b>acciaio spazzolato</b> brushed steel<br/> L 60 W 60<br/> L 90 W 90<br/> L 120 W 120<br/> L 180 W 180</p> <p><b>titanio</b> titanium<br/> L 60 W 60<br/> L 90 W 90<br/> L 120 W 120<br/> L 180 W 180</p> <p><b>brunito</b> burnished<br/> L 60 W 60<br/> L 90 W 90<br/> L 120 W 120<br/> L 180 W 180</p> | <p><b>CODICE / CODE No.</b></p> <p><b>08607810</b><br/> <b>08607813</b><br/> <b>08607816</b><br/> <b>08607819</b></p> <p><b>08607810T</b><br/> <b>08607813T</b><br/> <b>08607816T</b><br/> <b>08607819T</b></p> <p><b>08607810B</b><br/> <b>08607813B</b><br/> <b>08607816B</b><br/> <b>08607819B</b></p> |  |
|   | <p><b>Mensola alluminio con supporti (barra non inclusa)</b></p> <p>Aluminium shelf including brackets (bar not included)</p> <p><b>acciaio spazzolato</b> brushed steel<br/> L 35 P 16 W 35 D 16<br/> L 50 P 16 W 50 D 16</p> <p><b>titanio</b> titanium<br/> L 35 P 16 W 35 D 16<br/> L 50 P 16 W 50 D 16</p> <p><b>brunito</b> burnished<br/> L 35 P 16 W 35 D 16<br/> L 50 P 16 W 50 D 16</p>   | <p><b>08607823</b><br/> <b>08607825</b></p> <p><b>08607823T</b><br/> <b>08607825T</b></p> <p><b>08607823B</b><br/> <b>08607825B</b></p>   |  |
|    | <p><b>Mensola portascottex alluminio (barra non inclusa)</b></p> <p>Aluminium tissue roll holder shelf (bar not included)</p> <p><b>acciaio spazzolato</b> brushed steel<br/> L 35 P 16 W 35 D 16</p> <p><b>titanio</b> titanium<br/> L 35 P 16 W 35 D 16</p> <p><b>brunito</b> burnished<br/> L 35 P 16 W 35 D 16</p>  | <p><b>08607840</b></p> <p><b>08607840T</b></p> <p><b>08607840B</b></p>  |  |
|  <p><b>Finiture Finishes</b></p>  <p><b>Acciaio Spazzolato</b><br/>Brushed steel</p>  <p><b>Titanio</b><br/>Titanium</p>  <p><b>Brunito</b><br/>Burnished</p> | <p><b>Ganci alluminio</b> Aluminium hooks</p> <p><b>acciaio spazzolato</b> brushed steel<br/> set ganci 3 pezzi set hooks 3 piece</p> <p><b>titanio</b> titanium<br/> set ganci 3 pezzi set hooks 3 piece</p> <p><b>brunito</b> burnished<br/> set ganci 3 pezzi set hooks 3 piece</p>  | <p><b>08607820</b></p> <p><b>08607820T</b></p> <p><b>08607820B</b></p>  |  |

CUCINE  
**LUBE**

GRUPPO LUBE

**CREO**  
KITCHENS

# Sottopensile Up

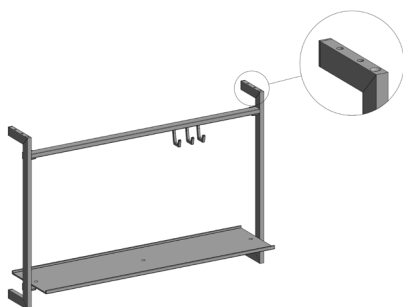




# ACCESSORI SOTTOPENSILI "UP"

## "UP" UNDER WALL UNIT ACCESSORIES

**Modulo sottopensile (completo di 2 montanti, 2 profili orizzontali, 1 mensola e 1 kit 3 ganci)**  
 Under wall unit module (complete of 2 elements, 2 horizontal profiles, 1 shelf and 1 kit 3 hooks)



**N.B.: Fissaggio Sottopensile**  
 Note: Under wall unit fixing

**finitura grigio selce**  
 flint grey finish  
 L 60 H 40  
 L 90 H 40

**finitura nero**  
 black finish  
 L 60 H 40  
 L 90 H 40

**finitura silver dark**  
 dark silver finish  
 L 60 H 40  
 L 90 H 40

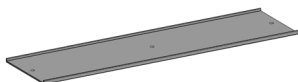
**CODICE / CODE No.**

**086UP060GS**  
**086UP090GS**

**086UP060N**  
**086UP090N**

**086UP060S**  
**086UP090S**

**Mensola (completa di profilo orizzontale per fissaggio)**  
 Shelf (complete with horizontal profile for fixing)



**finitura grigio selce**  
 flint grey finish  
 L 58 P 15  
 L 88 P 15

**finitura nero**  
 black finish  
 L 58 P 15  
 L 88 P 15

**finitura silver dark**  
 dark silver finish  
 L 58 P 15  
 L 88 P 15

**086UPM06GS**  
**086UPM09GS**

**086UPM06N**  
**086UPM09N**

**086UPM06S**  
**086UPM09S**

**Porta rotoli**  
 Roll Holder



**finitura grigio selce**  
 flint grey finish

**finitura nero**  
 black finish

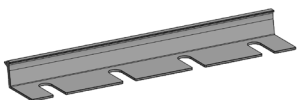
**finitura silver dark**  
 dark silver finish

**086UPA01GS**

**086UPA01N**

**086UPA01S**

**Porta calici**  
 Stem Rack



**finitura grigio selce**  
 flint grey finish

**finitura nero**  
 black finish

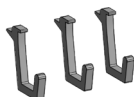
**finitura silver dark**  
 dark silver finish

**086UPA05GS**

**086UPA05N**

**086UPA05S**

**Set 3 ganci**  
 Set 3 hooks



**finitura grigio selce**  
 flint grey finish

**finitura nero**  
 black finish

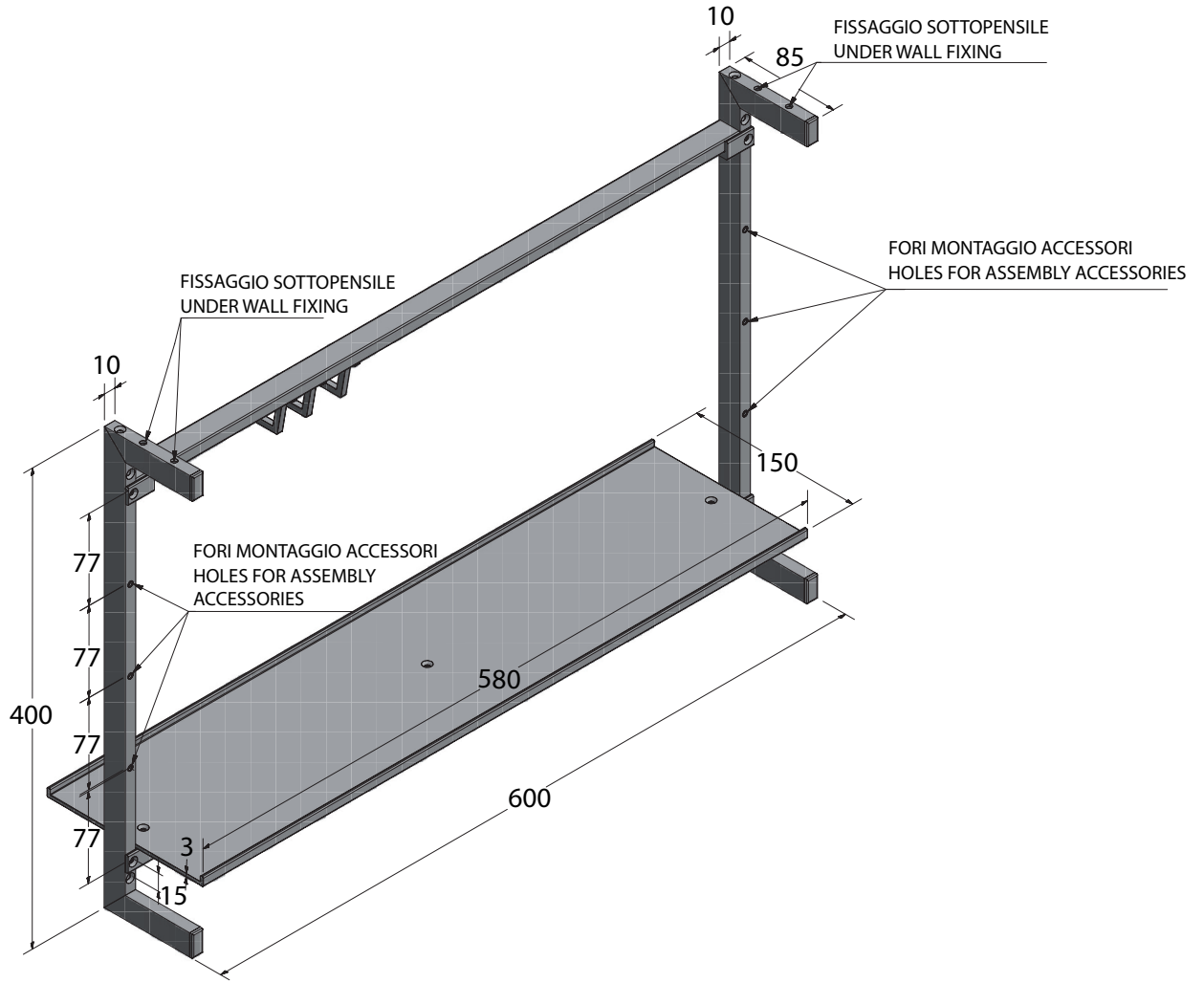
**finitura silver dark**  
 dark silver finish

**086UPA07GS**

**086UPA07N**

**086UPA07S**

**SCHEMA TECNICO**  
TECHNICAL DIAGRAM



GRUPPOLUBE



MAGNETOLAB

2023





# Magnetolab: una nuova vita per i tuoi spazi

## Magnetolab: new life for your spaces

Magnetolab ha incentrato studi e ricerche per ideare soluzioni innovative, pratiche, dinamiche ed ergonomiche da destinare agli ambienti che più amiamo: è con questo proposito che ha avuto origine il processo creativo che ha portato alla nascita di accessori di uso quotidiano resi magnetici da particolari calamite.

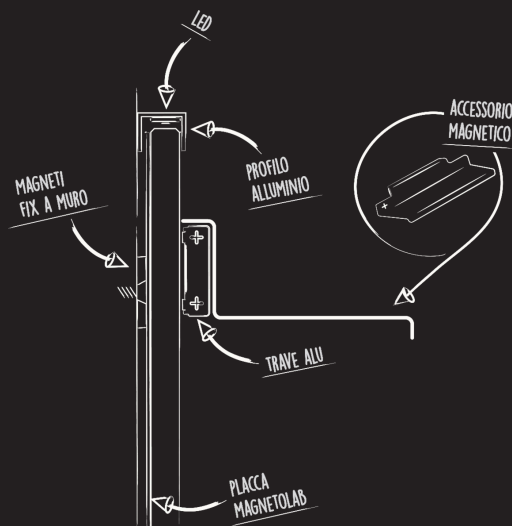
Previsti sin dall'inizio per essere usati in combinazione allo schienale in vetro temperato e dotato di LED, gli accessori possono essere agevolmente spostati su tutte le superfici che adottano la tecnologia Magnetolab, rimanendo così sempre a portata di mano.

La caratteristica riflettente del vetro dona allo schienale una luminosità degna di nota senza rinunciare alla naturalezza dei suoi toni.

Magnetolab has focused on studies and research to devise innovative, practical, dynamic, and ergonomic solutions designed for the environments we cherish the most. It is with this purpose that the creative process was born, leading to the development of everyday accessories made magnetic by special magnets.

From the outset, these accessories were designed to be used in combination with a tempered glass backrest equipped with LED lights, allowing them to be easily moved on all surfaces adopting Magnetolab technology, thus always remaining within reach.

The reflective characteristic of the glass gives the backrest a remarkable brightness without sacrificing the natural tones.



Ogni particolare è stato sviluppato e messo a punto testandolo nel tempo, grazie alla disponibilità di tecnologie, know-how e tanta determinazione. Il processo produttivo è attentamente controllato: dalla selezione dei materiali alla produzione del pannello, fino all'assemblaggio e ai collaudi.

Every detail is developed and fine-tuned by testing it over time, thanks to the availability of technology, know-how and a lot of determination. The production process is carefully controlled: from material selection to panel production, assembly and testing.

**Il risultato è fuori dall'ordinario: uno spazio di lavoro personalizzabile grazie alla scelta degli accessori più adatti e contraddistinti da una rivoluzionaria dinamicità, igienicamente più controllato per l'assenza di fughe e per la facilità di pulizia; uno spazio facile da ridisegnare come più si desidera grazie all'ampia versatilità di cui Magnetolab gode per definizione**

The result is something out of the ordinary: a workspace that can be customised thanks to the choice of the most suitable accessories and characterised by a revolutionary dynamism, hygienically more controlled due to the absence of joints and ease of cleaning; a space that is easy to redesign as you wish thanks to the ample versatility that Magnetolab enjoys by definition



### Superficie scrivibile con pennarelli:

Writable surface with markers:

- negli schienali in vetro lucido e in composito si può scrivere con pennarelli da white board o lavagna bianca.
- negli schienali in vetro satinato si può scrivere con gesso comune o gesso liquido.

**N.B.:** i pennarelli non sono forniti con i pannelli e non sono disponibili per l'acquisto diretto presso il gruppo Lube ma possono essere acquistati in qualsiasi negozio specializzato.


- in the glossy glass and composite splashback you can write with white board markers or whiteboard.- in satin-finished glass splashbacks, it is possible to write with plain chalk or liquid chalk.

Note: the markers are not supplied with the panels and are not available for direct purchase from Gruppo Lube but can be purchased in any specialised shop.

## SCHIENALI "MAGNETOLAB" VETRO "MAGNETOLAB" GLASS SPLASHBACKS

### COLORI VETRO LUCIDI E SATINATI (di serie) \* sia con luce radente, che integrata


GLOSSY AND SATIN GLASS COLOURS (standard) \* both with grazing and integrated light



\* bianco lucido (opz.7402)  
glossy white  
\* bianco satinato (opz.7402S)  
satin white



\* beige colorado lucido (opz.7778)  
glossy colorado beige  
\* beige colorado satinato (opz.7778S)  
satin colorado beige




\* lino lucido (opz.9514)  
glossy linen  
\* lino satinato (opz.9514S)  
satin linen



\* grigio traffico lucido (opz.9512)  
glossy traffic grey  
\* grigio traffico satinato (opz.9512S)  
satin traffic grey

### COLORI VETRO LUCIDI E SATINATI (di serie) \*\* solo con luce radente

GLOSSY AND SATIN GLASS COLOURS (standard) \*\* only with oblique light



\*\* nero lavagna lucido (opz.0787)  
glossy blackboard

\*\* nero lavagna satinato (opz.0787S)  
satin blackboard



\*\* fumo lucido (opz.9532)  
glossy smoke

\*\* fumo satinato (opz.9532S)  
satin smoke

### COLORI VETRO RAL LUCIDI E SATINATI

GLOSSY AND SATIN RAL GLASS COLOURS



**N.B.:** per i colori scuri inserire luce radente

Note: for dark colors insert grazing light

## SCHIENALI "MAGNETOLAB" VETRO CANNETTATO "MAGNETOLAB" RIBBED GLASS SPLASHBACKS

### **N.B.:** inseribile solo con luce radente

Note: can only be inserted with grazing light



cannettato satinato  
bianco (opz.CBC)  
satin ribbed white



cannettato satinato  
bronzo (opz.CBZ)  
satin ribbed bronze



cannettato satinato  
fumè (opz.CFU)  
satin ribbed fumè

**N.B.:** non inseribile negli elementi duetto e cappa integrata

Note: cannot be fitted in duetto and integrated hood elements

# SCHIENALI "MAGNETOLAB" IN GRES LAMINAM SELECTION

## "MAGNETOLAB" GRES LAMINAM SELECTION SPLASHBACKS

### PREZZI FASCIA "A" PRICES CATEGORY "A"



**sale finitura fokos (opz.G70)**  
fokos finish salt



**calce antracite matt. strutturato (opz.G21)**  
matt anthracite lime structured



**ossido bruno (opz.G81)**  
dark oxide



**calce nero matt. strutturato (opz.G22)**  
matt black lime structured




**fokos grafite matt. finitura naturale (opz.G79)**  
fokos matt graphite natural finish




**diamond cream matt. finitura naturale (opz.G66)**  
diamond cream matt natural finish

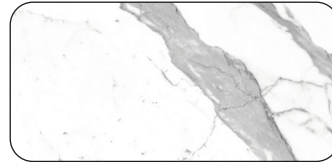
### PREZZI FASCIA "B" PRICES CATEGORY "B"




**nero greco matt. finitura naturale (opz.G69)**  
greek black matt natural finish



**noir desir finitura cava (opz.G95)**  
quarry finish noir desir



**gres statuario (opz.G96)**  
statuary stoneware gres



**calacatta oro (opz.G67)**  
calacatta gold gres

### ATTENZIONE ATTENTION

Non è possibile avere la corrispondenza delle venature tra schienale e piano di lavoro.  
It is not possible to get the veins to align between the splashback and the worktop.

### N.B.: inseribile solo con luce radente

Note: can only be inserted with grazing light




# PROFILI SCHIENALI "MAGNETOLAB"


"MAGNETOLAB" SPLASHBACKS PROFILES



**alluminio brill (opz.AL) anodizzato**  
anodized brill aluminium



**titanio (opz.TT) anodizzato**  
anodized titanium



**bianco (opz.WH) verniciato**  
painted white



**antracite (opz.AN) verniciato**  
painted anthracite



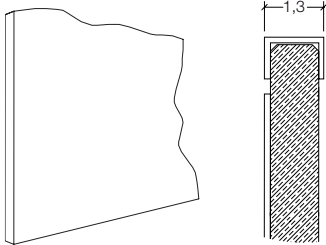
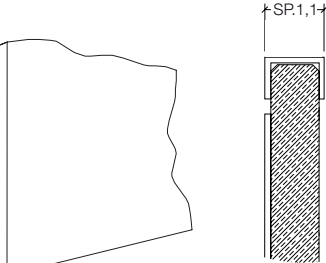
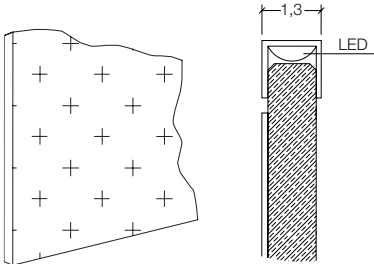
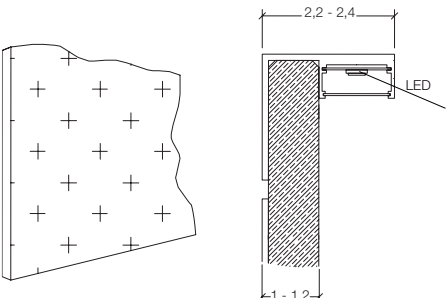
**ottone ossidato (opz.OT) verniciato**  
painted oxidized brass



# SCHIENALI "MAGNETOLAB"

## "MAGNETOLAB" SPLASHBACKS

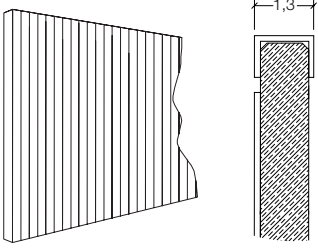
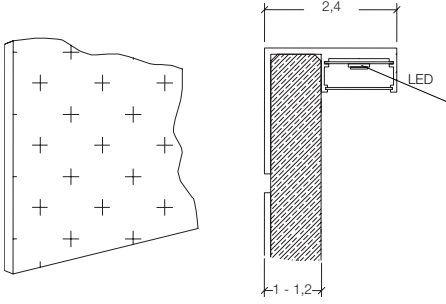
**N.B.: schienale rifinito con profilo su tre lati**  
 Note: splashback with profile finished on three side

| DESCRIZIONE<br>DESCRIPTION  | CODICE<br>CODE No.  | VETRO<br>LUCIDO<br>GLOSSY<br>GLASS                      | VETRO<br>SATINATO<br>SATIN<br>GLASS                     |   |   |   |  |  |
|---|---|---|---|---|---|---|--|--|
| <p><b>Schienale magnetico in vetro</b><br/> <b>dimensioni max. L 320 x H 80 cm</b><br/>                     Magnetic glass splashback<br/>                     maximum sizes W 320 x H 80 cm</p>  <p><b>vetro di serie al mq</b><br/>standard glass per m<sup>2</sup></p> <p><b>vetro colori ral al mq</b><br/>colours glass ral per m<sup>2</sup></p> <p><b>lucido glossy</b><br/><b>satinato satin</b></p>   | <p><b>086090MV</b></p> <p><b>086090MRL</b><br/><b>086090MRS</b></p>             |   |   |   |   |   |  |  |
| <p><b>Schienale magnetico in laminam al mq</b><br/>                     Magnetic laminam splashback per m<sup>2</sup><br/> <b>L. max. 320xH80 Laminam</b><br/>                     W.max. 320xH80 Laminam</p>  <p><b>sp.1,1 Laminam</b></p>   | <p><b>CODICE</b><br/>CODE No.</p> <p><b>086090ML</b></p>                        | <p><b>FASCIA</b><br/><b>A</b><br/>BAND<br/><b>A</b></p> | <p><b>FASCIA</b><br/><b>B</b><br/>BAND<br/><b>B</b></p> | <p><b>FASCIA</b><br/><b>C</b><br/>BAND<br/><b>C</b></p> | <p><b>FASCIA</b><br/><b>D</b><br/>BAND<br/><b>D</b></p> | <p><b>FASCIA</b><br/><b>E</b><br/>BAND<br/><b>E</b></p> |  |  |
| <p><b>Profilo (montato al pannello) a LED integrato, con trasformatore incluso</b><br/> <b>dimensioni max. L 320</b><br/> <b>N.B: solo per schienale in vetro (bianco, grigio traffico, lino, beige)</b><br/>                     Integrated (mounted to back panel) LED profile with transformer included<br/>                     maximum sizes W 320<br/> <b>Note: Only for glass splashback (white, traffic gray, linen, beige)</b></p>  <p><b>prezzo al ml</b><br/>prices per lm<br/><b>luce calda</b><br/>hot light</p> <p><b>luce fredda</b><br/>cold light</p> | <p><b>CODICE</b><br/>CODE No.</p> <p><b>08608991</b></p> <p><b>08608992</b></p> |   |   |   |   |   |  |  |
| <p><b>Profilo (montato al pannello) a LED radente, con trasformatore incluso</b><br/> <b>dimensioni max. L 320</b><br/>                     Ringent (mounted to back panel) LED profile, with transformer included<br/>                     maximum sizes W 320</p>  <p><b>prezzo al ml</b><br/>prices per lm<br/><b>luce calda</b><br/>hot light</p> <p><b>luce fredda</b><br/>cold light</p>   | <p><b>08608993</b></p> <p><b>08608994</b></p>                                   |   |   |   |   |   |  |  |

# SCHIENALI "MAGNETOLAB"

## "MAGNETOLAB" SPLASHBACKS

**N.B.: schienale rifinito con profilo su tre lati**  
 Note: splashback with profile finished on three side

| DESCRIZIONE<br>DESCRIPTION  | CODICE<br>CODE No.                     | VETRO<br>LUCIDO<br>GLOSSY<br>GLASS | VETRO<br>SATINATO<br>SATIN<br>GLASS |  |  |  |  |  |
|---|--|------------------------------------|-------------------------------------|--|--|--|--|--|
| <p><b>Schienale magnetico in vetro cannettato</b><br/> <b>dimensioni max. L 156 x H 60 cm</b><br/> <b>N.B: non inseribile negli elementi duetto e cappa integrata</b><br/>                     Magnetic glass ribbed splashback<br/>                     maximum sizes W 156 x H 60 cm<br/> <b>Note: not insertable in duetto and integrated hood elements</b></p>  <p style="text-align: right;"><b>vetro di serie al mq</b><br/>standard glass per m<sup>2</sup></p> | <b>086090MC</b>                        |                                    |                                     |  |  |  |  |  |
| <p><b>Profilo (montato al pannello) a LED radente, con trasformatore incluso</b><br/> <b>dimensioni max. L 320</b><br/>                     Ringent (mounted to splashback) LED profile, with transformer included<br/>                     maximum sizes W 320</p>  <p style="text-align: right;"><b>prezzo al ml</b><br/>prices per lm<br/><b>luce calda</b><br/>hot light<br/><b>luce fredda</b><br/>cold light</p>   | <b>08608993</b><br><br><b>08608994</b> |                                    |                                     |  |  |  |  |  |
|   |  |                                    |                                     |  |  |  |  |  |
|   |  |                                    |                                     |  |  |  |  |  |



Sviluppata in collaborazione con Falmec, è caratterizzata dalla completa integrazione con Magnetolab grazie al suo flap che viene realizzato nella medesima finitura dello schienale e che una volta chiuso, restituisce allo stesso una superficie perfettamente lineare per una facile pulizia e la massima resa estetica.

**ASPIRAZIONE POSTERIORE**  
I fumi di cottura sono aspirati dallo schienale in maniera uniforme rispetto alle zone di cottura.

**EFFICACIA E SILENZIOSITÀ**  
Un motore potente ed efficiente, unito allo studio dei flussi d'aria e all'uso di materiali isolanti permette la miglior performance di aspirazione con il minimo apporto di rumore.

Developed in collaboration with Falmec, it is characterised by complete integration with Magnetolab thanks to its flap, which is made in the same finish as the splashback and which, once closed, returns a perfectly linear surface for easy cleaning and maximum aesthetics.

**REAR SUCTION**  
Cooking fumes are sucked in by the splashback uniformly to the cooking zones.

**EFFECTIVENESS AND SILENCE**  
powerful and efficient motor, combined with the study of air flows and the use of insulating materials allows the best suction performance with minimum noise.

**FACILE INSTALLAZIONE E MINIMO INGOMBRO**

Il sistema aspirante, completamente integrato nello schienale Magnetolab, permette una facile installazione sia nella versione filtrante, che aspirante. La cappa si sviluppa in verticale, nella parte posteriore, favorendo il massimo utilizzo degli spazi interni delle basi e dei pensili.

**EASY INSTALLATION AND SMALL FOOTPRINT**

The suction system, completely integrated in the Magnetolab splashback, allows for easy installation in both the filtering and suction versions. The hood develops vertically, at the rear, favouring maximum use of the interior space of the base and wall units.

**CARATTERISTICHE TECNICHE TECHNICAL FEATURES**

**Potenza aspirazione:** Qmin. 260,0 m³/h  
Suction power Qmax. 480,0 m³/h  
Qboost 520,0 m³/h

**Tipo di controllo:** pulsantiera touch a scomparsa sotto flap apribile  
Type of control: concealed touch button panel under opening flap

**Velocità di funzionamento:** 9 tipi di velocità+booster  
Operating speed: 9 speed types+booster

**Filtro:** filtro metallico raccolta grassi  
Filter: metal grease collection filter

**Filtro carbone:** filtro carbone-zeo (optional)  
Carbon filter: carbon-zeo filter (optional)

**Consumo massimo:** 150W  
Maximum consumption: 150W

**Tensione:** 220-240 V **Frequenza:** 50-60Hz  
Voltage: 220-240V Frequency: 50-60Hz  
**Rumorosità min./max.:** 48/66 dB(A) re 1pW I.E.C.60704-1-9  
Noisiness  
**Potenza massima motore:** 150W  
Maximum engine power: 150W

**Maggiorazione matrice chiusa laterale e superiore per pannello con cappa integrata**  
Surcharge for side and top closed matrix for panel with integrated hood



matrice matrix

prezzo al ml  
(da sommare al prezzo del pannello in presenza della cappa) vedi pag.7  
prices per lm  
(to be added to the panel price in the presence of the hood) see page 7

| CODICE / CODE No. |   |
|-------------------|---|
| 086090MKK         | elemento cappa hood element                               |
| 086090MKZ         | filtro carbon zeo small H 10 carbon zeo small filter H 10 |
| 086090MKF         | filtro carbone alevolare H 6 alveolar carbon filter H 6   |

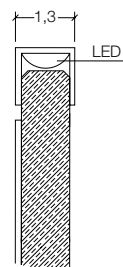
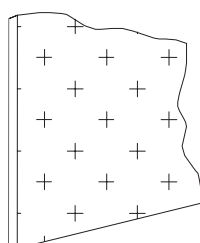
**Maggiorazione predisposizione pannello per cappa integrata (cremagliera)**  
Surcharge for panel preparation for integrated hood (rack)



prezzo al ml  
(da sommare al prezzo del pannello in presenza della cappa)  
prices per lm  
(to be added to the price of the panel in the presence of the hood)

**Profilo (montato al pannello) a LED integrato, con trasformatore incluso dimensioni max. L 320**  
**N.B.: solo per schienale in vetro (bianco, grigio traffico, lino, beige)**  
Integrated (mounted to back panel) LED profile with transformer included maximum sizes W 320  
**Note: Only for glass splashback (white, traffic gray, linen, beige)**

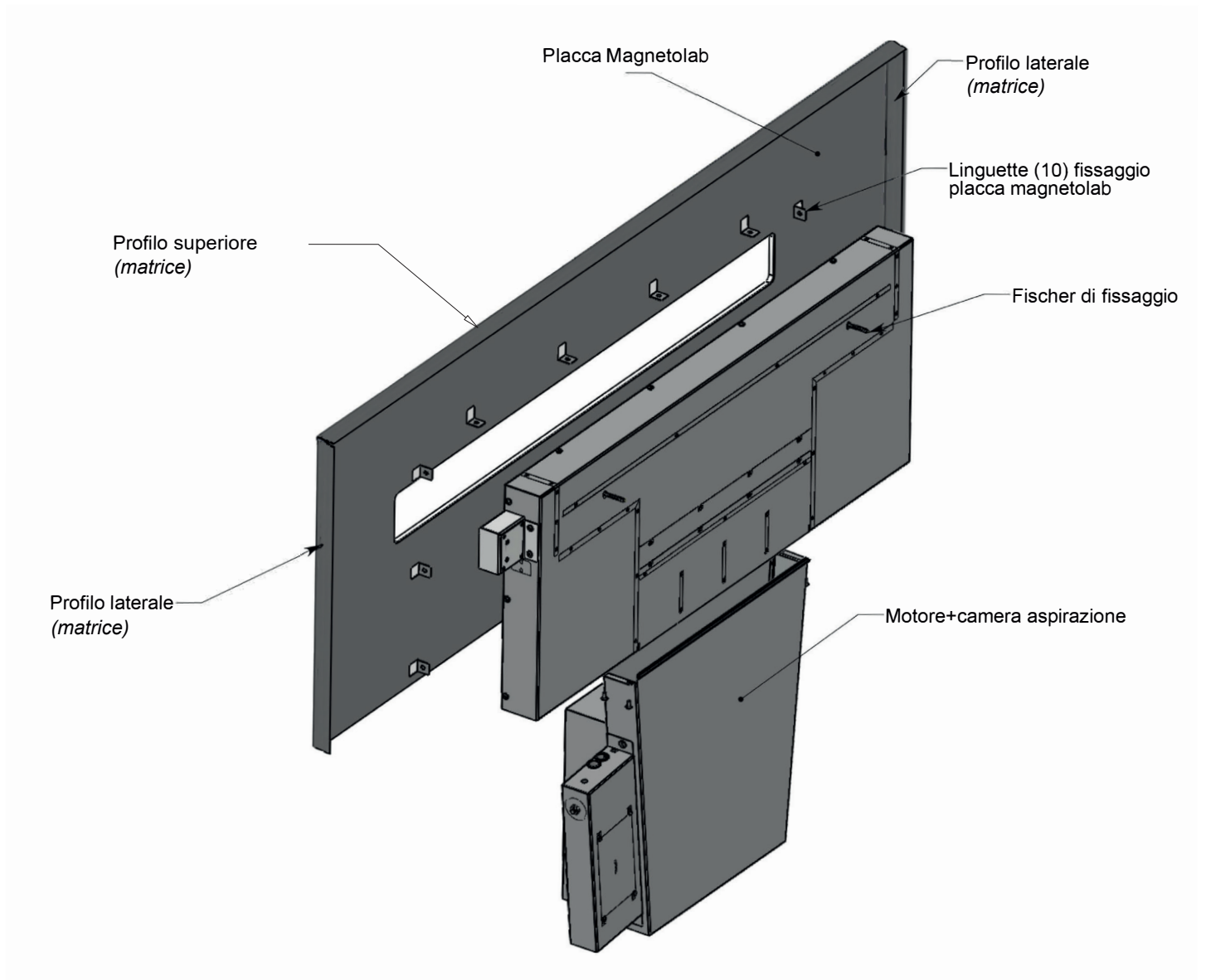
**N.B.: per i pannelli vetro finiture scure e laminam, non è prevista illuminazione**  
**Note: for dark finish glass panels and laminam, no lighting is foreseen**



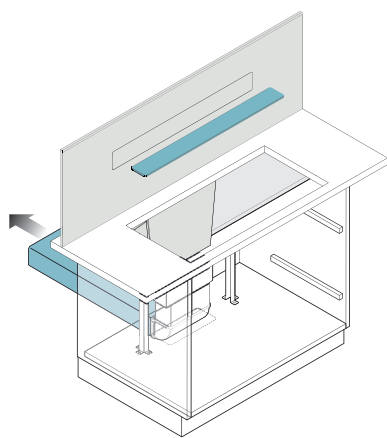
prezzo al ml  
prices per lm  
**luce calda**  
hot light  
**luce fredda**  
cold light

|          |  |
|----------|--|
| 08608919 |  |
| 08608914 |  |
| 08608991 |  |
| 08608992 |  |

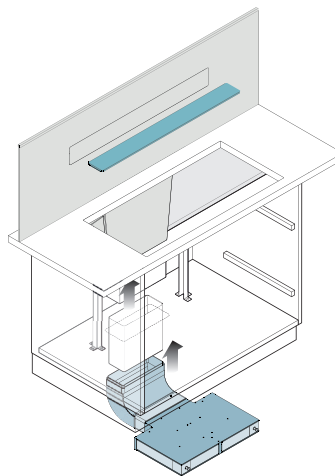
**N.B.: l'inserimento della cappa Magnetolab utilizzare l'apposita base**  
**Note: to insert the Magnetolab hood, use the specific base**



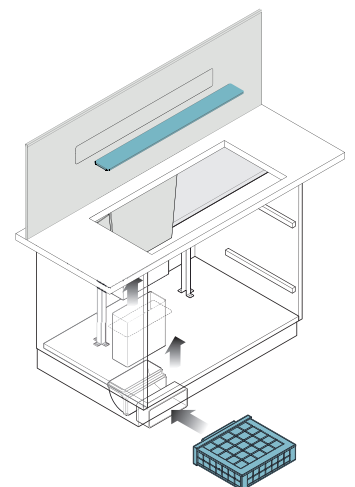
**TIPOLOGIE DEI SISTEMI DI FILTRAGGIO ED EVACUAZIONE CAPPALMEC**  
 TYPES OF FALMEC HOOD FILTERING AND EVACUATION SYSTEMS



**Sistema a espulsione senza filtro**  
 Filterless expulsion system

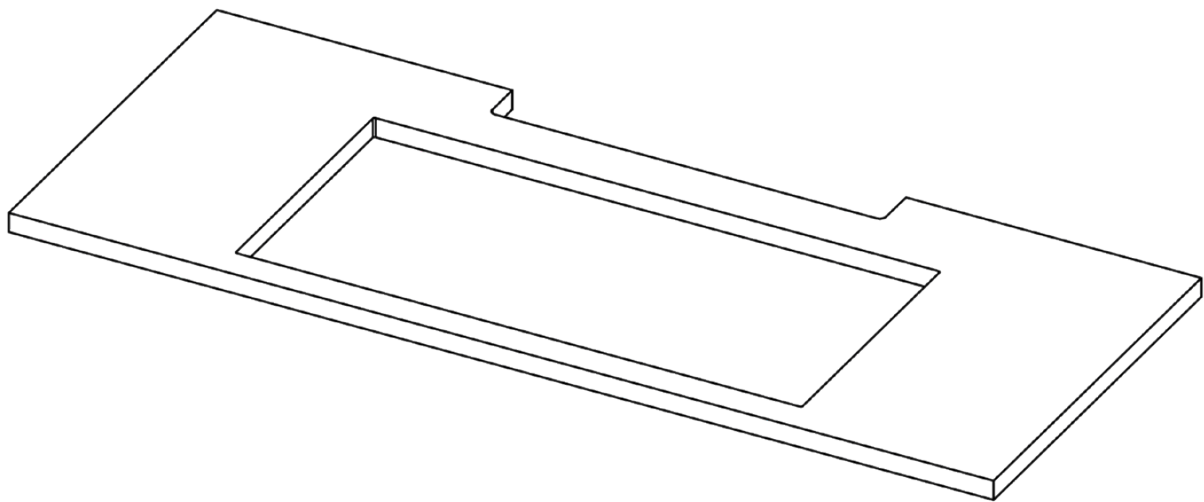
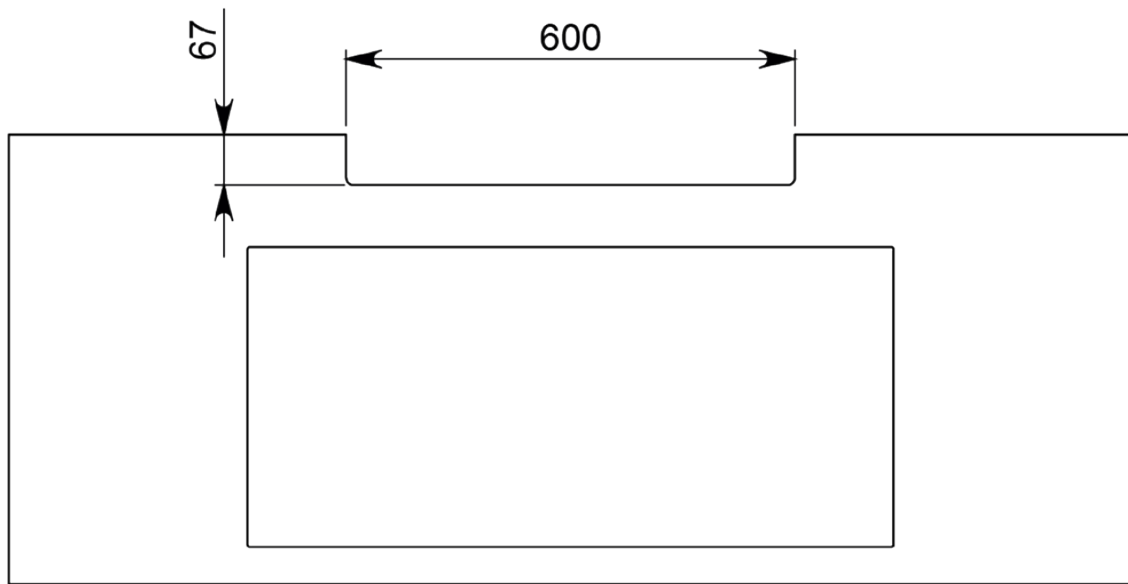


**KACL.951 unità filtrante sottobase slim (h 60 mm)**  
 KACL.951 slim sunder-base filter unit (h 60 mm)



**KACL.930 filtro carbon-zeo (h 100 mm)**  
 KACL.930 carbon-zeo filter (h 100 mm)

**FORATURA TOP PER INSERIMENTO BLOCCO CAPPA**  
TOP DRILLING FOR INSERTING THE HOOD BLOCK



**N.B.: La cappa integrata nel pannello magnetolab può essere inserita solo con elementi avanzati e con top prof. 75 cm**  
Note: The hood integrated into the magnetolab panel can only be inserted with advanced elements and top prof. 75cm

# TUBI E RACCORDI

## PIPES AND FITTINGS

|  | CODICE<br>CODE No. |           |  | CODICE<br>CODE No. |           |
|--|--------------------|-----------|--|--------------------|-----------|
| <b>Tubo rettangolare rigido</b><br>Rigid rectangular tube<br>                   |                    |           |  |                    |           |
|  | 220x90x1200        | 08750789F |  | 220x90             | 08750789D |
| <b>Tubo tondo rigido</b><br>Rigid round tube<br>                                |                    |           |  |                    |           |
|  | 150x1200           | 08750789G |  | 220x90             | 08750789A |
| <b>Curva circolare/rettangolare</b><br>Circular/rectangular curve<br>         |                    |           |  |                    |           |
|  | 150x220x90         | 08750789E |  | 220x90             | 08750789B |
| <b>Raccordo circolare/rettangolare</b><br>Circular/rectangular connection<br> |                    |           |  |                    |           |
|  | 150x220x90         | 08750789C |  |                    |           |

# SCHIENALI "MAGNETOLAB DUETTO"

## "MAGNETOLAB DUETTO" SPLASHBACKS

**N.B.:** schienale rifinito con profilo su tre lati  
 Note: splashback with profile finished on three side

**SCHIENALE DUETTO CON LUCE DUAL COLOR N.B.:** il cambio colore del LED si effettua inserendo o togliendo il cavetto apposito

DUETTO SPLASHBACK WITH DUAL COLOUR LIGHT **Note:** The color change of the LED is carried out by inserting or removing the appropriate cable

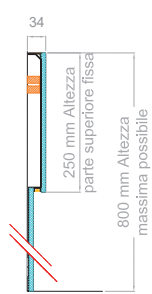
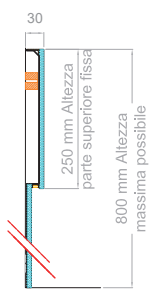
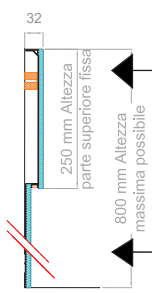
Duetto dà la possibilità di organizzare lo schienale in modo ottimale, creando un'area superiore dedicata agli accessori senza interferire con l'armonia dell'illuminazione che interessa la parte inferiore dello schienale.

Duetto gives you the possibility to organise the splashback in an optimal way, creating an upper area dedicated to accessories without interfering with the harmony of the lighting on the lower part of the splashback.



Grazie a questa soluzione è possibile comporre lo schienale utilizzando anche due diversi materiali: vetro luminoso lucido o opaco nella parte superiore e laminam nella parte inferiore nella finitura in abbinamento al top.  
 Thanks to this solution, it is also possible to compose the splashback using two different materials: glossy or matt luminous glass in the upper part and laminam in the lower part in the finish to match the worktop.

Si possono realizzare anche composizioni ad angolo con disegno allegato  
 Corner compositions can also be realised by attaching the drawing.

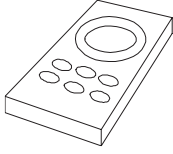
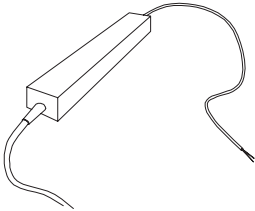
| DESCRIZIONE<br>DESCRIPTION   | CODICE<br>CODE No.   | VETRO<br>LUCIDO<br>GLOSSY<br>GLASS | VETRO<br>SATINATO<br>SATIN<br>GLASS |  |  |  |
|--|--|------------------------------------|-------------------------------------|--|--|--|
| <p><b>Schienale magnetico duetto in vetro/vetro al mq</b><br/>                     dimensioni max. L 320 x H 80 cm<br/> <b>N.B.:</b> i due pannelli non possono essere realizzati di colore diverso<br/>                     Magnetic splashback glass/ glass per m<sup>2</sup><br/>                     maximum sizes W 320 x H 80 cm<br/> <b>Note:</b> the two panels cannot be made in different colours</p>  <p>vetro di serie al mq<br/>standard glass per m<sup>2</sup></p> <p>vetro colori ral al mq<br/>colours glass ral per m<sup>2</sup></p> <p>lucido glossy<br/>satinato satin<br/>magg.lavorazione duetto al ml<br/>duet processing surcharge per ml</p>   | <p>086090DV</p> <p>086090DRL<br/>086090DRS<br/>08608918</p>                                      |                                    |                                     |  |  |  |
| <p><b>Schienale magnetico duetto in laminam/laminam al mq</b><br/>                     dimensioni max. L 320 x H 80 cm<br/> <b>N.B.:</b> i due pannelli non possono essere realizzati di colore diverso<br/>                     Magnetic splashback laminam/laminam per m<sup>2</sup><br/>                     maximum sizes W 320 x H 80 cm<br/> <b>Note:</b> the two panels cannot be made in different colours</p>  <p>Laminam/Laminam al mq<br/>laminam/laminam per m<sup>2</sup></p> <p>magg.lavorazione duetto al ml<br/>duet processing surcharge per ml</p>  | <p>CODICE<br/>CODE No.</p>   | <p>FASCIA<br/>A<br/>BAND<br/>A</p> | <p>FASCIA<br/>B<br/>BAND<br/>B</p>  |  |  |  |
| <p><b>Schienale magnetico duetto in laminam/vetro al mq</b><br/>                     dimensioni max. L 320 x H 80 cm<br/>                     Magnetic splashback laminam/glass per m<sup>2</sup><br/>                     maximum sizes W 320 x H 80 cm</p>  <p>pannello superiore<br/>sempre vetro<br/>upper back panel<br/>always glass</p> <p>pannello inferiore<br/>sempre laminam<br/>lower back panel<br/>always laminam</p> <p>Laminam/Vetro al mq<br/>laminam/glass per m<sup>2</sup></p> <p>Laminam/Vetro lucido ral al mq<br/>glossy ral laminam/glass per m<sup>2</sup></p> <p>Laminam/Vetro satinato ral al mq<br/>satin ral laminam/glass per m<sup>2</sup></p> <p>magg.lavorazione duetto al ml<br/>duet processing surcharge per ml</p> | <p>086090DL<br/>08608918</p> <p>086090LV</p> <p>086090LVRL</p> <p>086090LVRS</p> <p>08608918</p> |                                    |                                     |  |  |  |



# TIPOLOGIE DI ACCENSIONI LED

## TYPES OF LED SWITCHING

**N.B.: schienale rifinito con profilo su tre lati**  
 Note: splashback with profile finished on three side

| DESCRIZIONE<br>DESCRIPTION  | CODICE<br>CODE No.                            |  |  |  |  |  |  |  |
|---|---|--|--|--|--|--|--|--|
| <p><b>Telecomando ON-OFF + dimmer</b><br/>                     ON-OFF remote control + dimmer</p>  <p style="text-align: right;"><b>telecomando</b><br/>remote control</p>   | <p><b>08608936</b></p>                        |  |  |  |  |  |  |  |
| <p><b>Trasformatore elettronico *(incluso nel prezzo dei profili LED)</b><br/> <b>1 trasformatore alimenta led fino ad un max. di 500 cm</b><br/> <b>Certificazione Internazionale</b><br/>                     Electronic transformer * (Included in the price of LED profiles)<br/>                     1 transformer loads led lights up to max. cm 500<br/>                     International Certification</p>  <p style="text-align: right;"><b>trasformatore</b><br/>trasformer</p> <p style="text-align: right;"><b>trasformatore USA</b><br/>USA transformer</p> | <p><b>08608937</b></p> <p><b>08608938</b></p> |  |  |  |  |  |  |  |

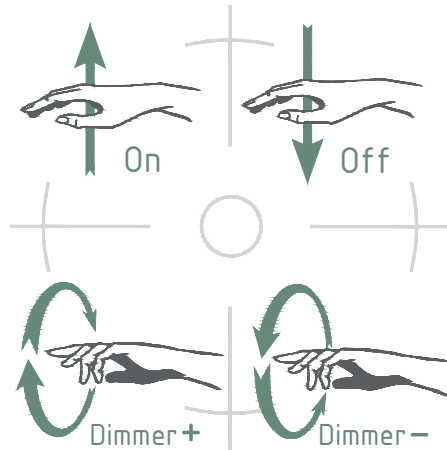


# TIPOLOGIE DI ACCENSIONI LED

## TYPES OF LED SWITCHING

**Accensione gestuale per schienale luminoso in vetro identificato da un led**  
 Gestural lighting for luminous glass splashback identified by a led

**N.B.: al momento dell'ordine specificare la posizione dell'accensione gestuale**  
 Note: when you make the order please specify the gestural lighting position



Dopo il collegamento alla rete elettrica attendere 10 sec. che il software effettui il settaggio.

**ON:** passare la mano dal basso verso l'alto a circa 5 mm di distanza dal LED

**OFF:** passare la mano dall'alto verso il basso a circa 5 mm di distanza dal LED

**Dimmer+:** ruotare la mano in senso orario a circa 5 mm dal LED

**Dimmer-:** ruotare la mano in senso antiorario a circa 5 mm dal LED

After connecting to the power supply wait 10 seconds for the software set up.

ON: move the hand from bottom to top about 5 mm away from the LED

OFF: move the hand from top to bottom about 5 mm away from the LED

Dimmer +: turn the hand clockwise about 5 mm from the LED

Dimmer -: turn the hand counterclockwise about 5 mm from the LED

**accensione gestuale**  
gestural ignition

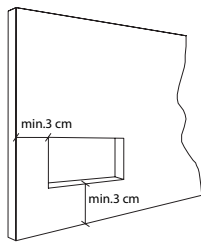
08608939

**accensione gestuale+helpy light**  
gestural ignition+helpy light

08608939A

**Lavorazione per foro rettangolare oltre alla posizione specificare sempre tipo o dimensione della scatola**

Rectangular drilling in addition to the position always specify the type or the dimension of the box

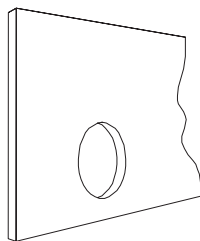


**cadauno** each  
**vetro** glass  
**composito** composite

08608910  
08608915

**Lavorazione per foro circolare oltre alla posizione specificare il diametro del foro (max.5 cm)**

Circular drilling, in addition to the position also specify the hole diameter (max.cm 5)

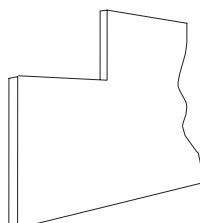


**cadauno** each  
**vetro** glass  
**composito** composite

08608911  
08608916

**Lavorazione laterale l'angolo del taglio avrà una raggatura minima di 8,5 cm**

Lateral cutting the cut angle will have a 8,5 cm minimum rounded edge



**cadauno** each  
**vetro** glass  
**composito** composite

08608912  
08608917

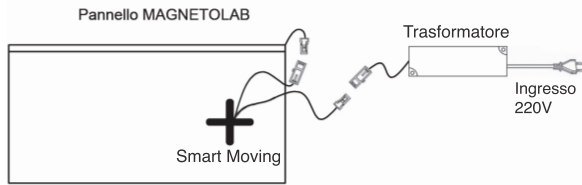
# SCHEMA "MAGNETOLAB"

## "MAGNETOLAB" DIAGRAM

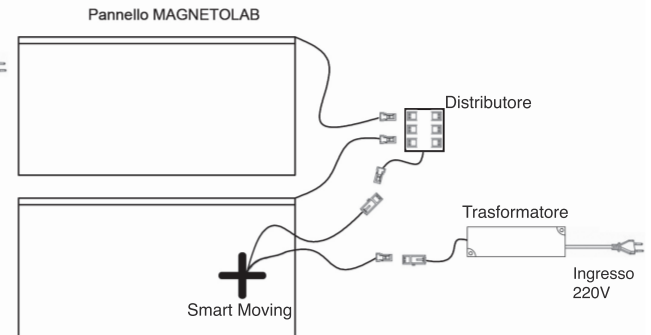


### Schema Smart Moving Smart Moving Diagram

**CASO 1** Accensione schienale singolo  
Single splashback switch-on

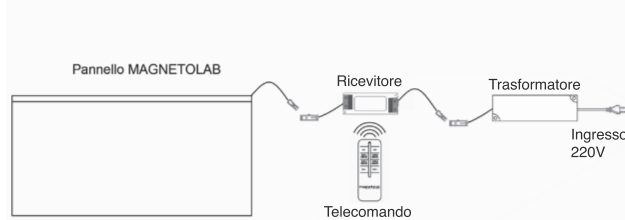


**CASO 2** Accensione combinata più schienali  
Combined switch-on of several splashback

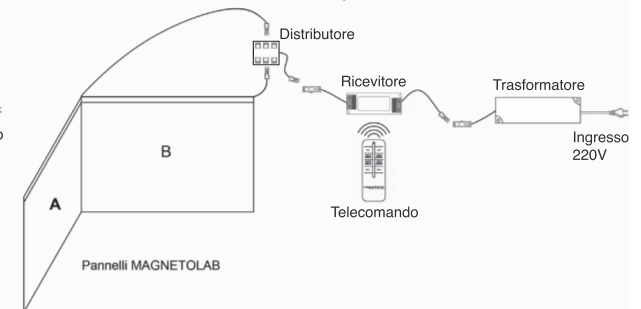


### Schema pannelli telecomandi Remote control panel diagram

**CASO 1** Single splashback switch-on  
Accensione schienale singolo

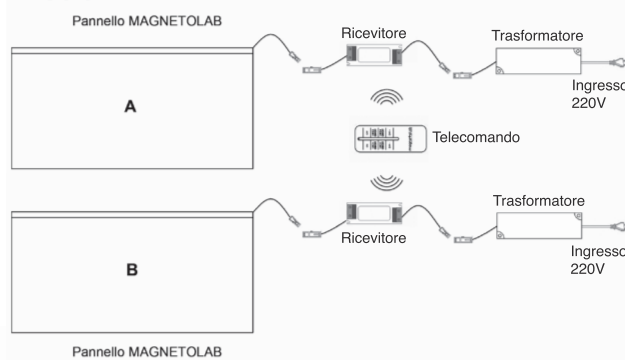


**CASO 2** Combined switch-on of several splashback  
Accensione combinata più schienali



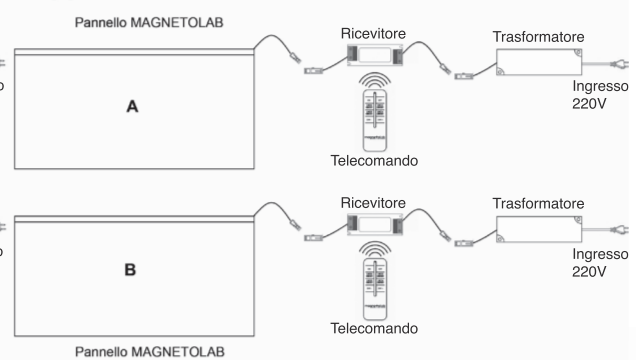
Switching on several separate splashbacks  
synchronised to a single remote control

**CASO 3** Accensione più schienali separati sincronizzati  
ad un unico telecomando



Separate multi-splashbacks switch-on  
with remote control

**CASO 4** Accensione separata più schienali con relativo  
telecomando



**N.B.:** di serie l'uscita dei cavi di collegamento dei pannelli si trovano sempre sul lato sx, è possibile tuttavia, specificandolo in ordine, chiederla sul lato dx.

Note: as standard, the panel connection cable outlets are always on the left side, however, it is possible, specifying it in order, ask for it on the right side.

## SCHEMA "MAGNETOLAB"

### "MAGNETOLAB" DIAGRAM



- **ATTENZIONE!** I LED si possono danneggiare o non funzionare correttamente se non usati nel modo appropriato.

**WARNING!** LEDs can be damaged or may malfunction if not used properly.

- **ATTENZIONE!** Non appoggiare il pannello magnetolab dalla parte del LED.

**WARNING!** Do not place the Magnetolab panel on the LED side.

- **ATTENZIONE!** Eventuali pensili superiori non devono essere a contatto con lo schienale per evitare che i LED si danneggino.

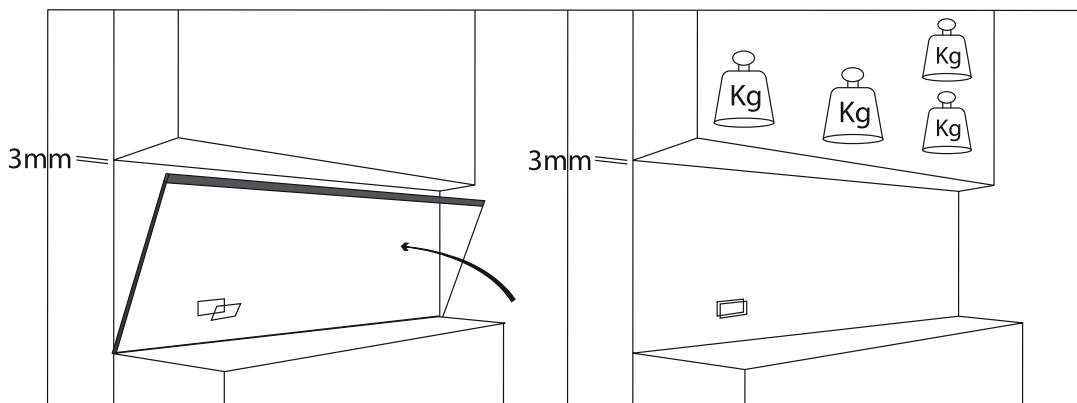
**WARNING!** Any upper cabinets must not be in contact with the splashback to avoid damage to the LEDs.

### IMPORTANTE!!!

IN FASE DI MONTAGGIO LASCIARE SEMPRE UN MARGINE DI 3mm TRA IL PANNELLO MAGNETOLAB ED I PENSILI SOVRASTANTI. (CONTROLLARE CALI DOVUTI AD ASSESTAMENTO ED EVENTUALI CARICHI SUCCESSIVI).

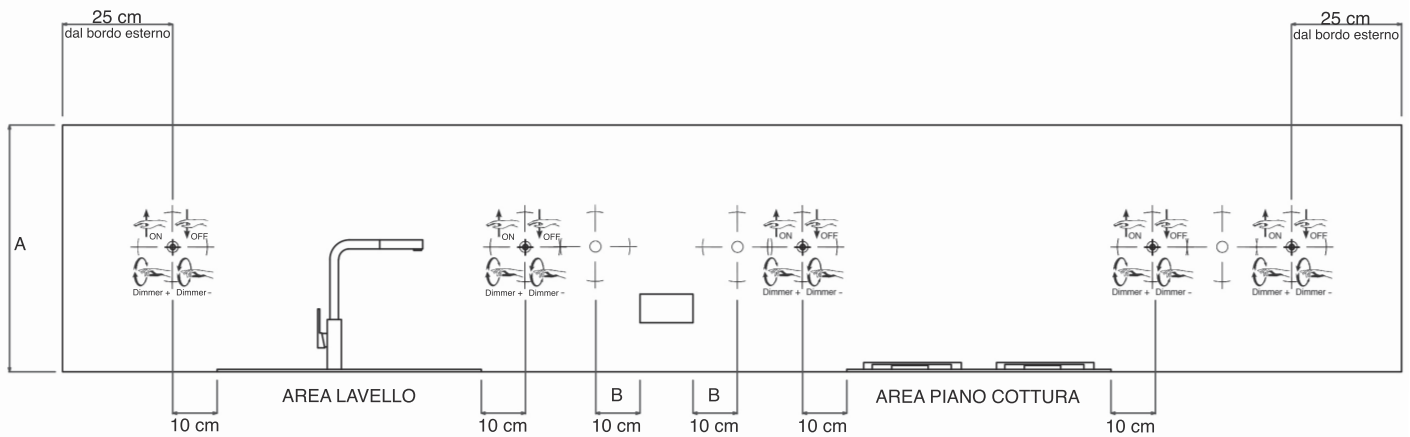
### IMPORTANT!!!

ALWAYS ALWAYS LEAVE A 3 mm GAP BETWEEN THE MAGNETOLAB PANEL AND THE OVERLIGHT CURTAINS (CHECK FOR DRIFTING LEAVES AND SUCCESSIVE LOADS).



# SCHEMA "MAGNETOLAB"

## "MAGNETOLAB" DIAGRAM

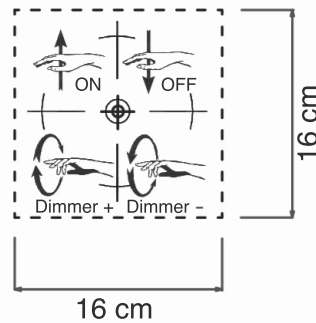


### Condizioni posizionamento accensione gestuale "SMART MOVING"

- A: Altezza minima pannello 40 cm
- Distanza minima del LED rilevatore dal bordo esterno 25 cm.
- Distanza minima del LED rilevatore da utenze come piano cottura e lavello dx/sx 10 cm.
- B: Distanza minima da prese e/o rubinetti 10 cm.

### "SMART MOVING" positioning conditions

- A: Minimum panel height 40 cm
- Minimum distance of the LED detector from the outer edge 25 cm.
- Minimum distance of the LED detector from utilities such as hob and sink right/left 10 cm.
- B: Minimum distance from sockets and/or taps 10 cm.



- La scheda elettronica "SMART MOVING" ha una dimensione di circa 16 x 16 cm, per questo motivo è indispensabile stabilire che:

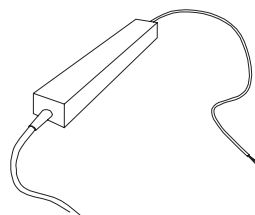
- la distanza (B) dalla scheda Smart moving ad eventuali prese e/o rubinetti deve essere di almeno 10 cm.

-The 'SMART MOVING' electronic board has a size of approximately 16 x 16 cm:

-the distance (B) from the Smart moving board to any sockets and/or taps must be at least 10 cm.

### Nuovo accessorio: HELPY LIGHT (sistema di luce d'emergenza da abbinare solo con lo smart moving)

New accessory: HELPY LIGHT  
(emergency light system only to be combined with smart moving)



Dimensioni: 100 x 250 x 55 cm  
Dimension: 100 x 250 x 55 cm

Luce di emergenza compatibile solo con sistema di illuminazione a comando gestuale Smart Moving.  
Grado di protezione IP42 che la rende collocabile anche in ambienti polverosi o umidi.

La batteria al Nichel-Cadmio con 7,2 V e 1,6 Ah, si ricarica in 12 ore e garantisce un'autonomia nel caso di interruzione della corrente elettrica per circa un'ora.


Emergency light only compatible with Smart Moving gesture-controlled lighting system.

IP42 degree of protection that makes it placeable even in dusty or damp environments.

The Nickel-Cadmium battery with 7.2 V and 1.6 Ah recharges in 12 hours and provides autonomy in the event of a power failure for approximately one hour.

# ACCESSORI PER PANNELLO "MAGNETOLAB LINEA ORIGAMI"

## "ORIGAMI LINE" ACCESSORIES FOR MAGNETOLAB PANEL

|  |   |   |   |
|--|---|---|---|
| <p><b>Porta iPad o libro dimensioni L 32 x H 14 x P 6 cm</b><br/>         I-pad or book holder dimensions W 32 x H 14 x D 6 cm</p>              | <p><b>CODICE / CODE No.</b></p> <p><b>08608881</b></p>          | <p><b>ACCIAIO<br/>INOX<br/>SATINATO<br/>STAINLESS<br/>STEEL<br/>SATIN</b></p> | <p><b>VERNICIATO<br/>BIANCO<br/>TITANIO<br/>ANTRACITE<br/>OTTONE<br/>PAINTED<br/>WHITE<br/>TITANIUM<br/>ANTHARACITE<br/>BRASS</b></p> |
| <p><b>Mensola portarotolo dimensioni L 49,5 x H 13 x P 11 cm</b><br/>         Roll holder shelf dimensions W 49,5 x H 13 x D 11 cm</p>          | <p><b>08608882</b></p>  |   |   |
| <p><b>Mensola dimensioni L 30/45 x H 6,5 x P 10 cm</b><br/>         Shelf dimensions W 30/45 x H 6,5 x D 10 cm</p>                            | <p><b>L 30<br/>L 45</b></p> <p><b>08608890<br/>08608891</b></p> |   |   |
| <p><b>Mensola portaspezie dimensioni L 32 x H 7 x P 10 cm</b><br/>         Spice shelf dimensions W 32 x H 7 x D 10 cm</p>                    | <p><b>08608883</b></p>  |   |   |
| <p><b>Porta calici 2 alloggi dimensioni L 45 x H 6 x P 9,5 cm</b><br/>         Goblet holder 2 lodgings dimensions W 45 x H 6 x D 9,5 cm</p>  | <p><b>08608884</b></p>  |   |   |

## ACCESSORI PER PANNELLO “MAGNETOLAB LINEA ORIGAMI”

“ORIGAMI LINE” ACCESSORIES FOR MAGNETOLAB PANEL

### Colori finiture accessori

Accessories finishes colors



**acciaio inox satinato  
(opz.AL)**  
satin stainless steel



**verniciato titanio (opz.TT)**  
titanium painted



**verniciato bianco (opz.WH)**  
white painted



**verniciato nero antracite  
(opz.AN)**  
black anthracite painted



**verniciato ottone ossidato  
(opz.OT)**  
oxidized brass painted

# ACCESSORI PER PANNELLO "MAGNETOLAB LINEA M1"

## "M1 LINE" ACCESSORIES FOR MAGNETOLAB PANEL

**Porta iPad o libro dimensioni L 30 x H 14,3 x P 6,4 cm**

I-pad or book holder dimensions W 30 x H 14,3 x D 6,4 cm



**CODICE / CODE No.**


**ACCIAIO  
INOX  
SATINATO**  
*STAINLESS  
STEEL  
SATIN*

**VERNICIATO  
BIANCO  
TITANIO  
ANTRACITE**  
*PAINTED  
WHITE  
TITANIUM  
ANTHARACITE*

**08608941**

**Portascottex dimensioni L 28,5 x H 5,5 x P 10,4 cm**

Paper holder dimensions W 28,5 x H 5,5 x D 10,4 cm



**08608942**

**Mensola dimensioni L 30 x H 6,4 x P 10,8 cm**

Shelf dimensions W 30 x H 6,4 x D 10,8 cm



**08608943**

**Portascottex + barra appendi e aggancia dimensioni L 60 x H 12,4 x P 10,2 cm**

Paper holder + hanging and hooking bar dimensions W 60 x H 12,4 x D 10,2 cm



**08608948**

**Barra con ganci dimensioni L 60 x H 7,4 x P 4 cm**

Bar with hooks dimensions W 60 x H 7,4 x D 4 cm



**08608949**



# ACCESSORI PER PANNELLO "MAGNETOLAB LINEA M1"

## "M1 LINE" ACCESSORIES FOR MAGNETOLAB PANEL

**Portaspezie (6 contenitori) dimensioni L 31,3 x H 15 P 8,1 cm**  
 Spice rack (6 jars) dimensions W 31,3 x H 15 D 8,1 cm



**CODICE / CODE No.**

**ACCIAIO  
INOX  
SATINATO**  
STAINLESS  
STEEL  
SATIN

**VERNICIATO  
BIANCO  
TITANIO  
ANTRACITE**  
PAINTED  
WHITE  
TITANIUM  
ANTHARACITE

**08608946**

**Porta-capsule in faggio**  
 Capsule holder in beech



**faggio**  
beech

**08608929**

**Ceppo portacoltelli (5 coltelli) dimensioni L 12 x H 23 x P 6 cm**  
 Knife block (5 knives) dimensions W 12 x H 23 x D 6 cm




**faggio**  
beech

**08608935**


**Colori finiture accessori**  
 Accessories finishes colors




**acciaio inox satinato  
(opz.AL)**  
satin stainless steel



**verniciato titanio (opz.TT)**  
titanium painted



**verniciato bianco (opz.WH)**  
white painted



**verniciato nero antracite  
(opz.AN)**  
black anthracite painted