



SISTEMA NOOK

2025

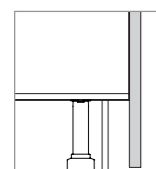


SISTEMA NOOK

NOOK SYSTEM

Le colonne Nook sono la soluzione ideale per chi cerca funzionalità e design in cucina. Questi innovativi sistemi, caratterizzati da un'elegante anta a scomparsa, nascondono al loro interno molteplici soluzioni. Elettrodomestici come forno, frigorifero e microonde si integrano perfettamente, ottimizzando lo spazio e mantenendo un'estetica pulita e lineare. L'organizzazione interna è anche pensata per la massima praticità con cassetti e cestoni.

Nook columns are the ideal solution for those seeking functionality and design in the kitchen. These innovative systems, characterised by an elegant concealed door, conceal multiple solutions inside. Appliances such as the oven, fridge and microwave are integrate perfectly, optimising space and maintaining a clean, linear aesthetic. The internal organisation is also designed for maximum practicality with drawers and deep drawers.



Disponibili anche nella versione con ANTA FINO A TERRA
Also available in a version with a DOOR DOWN to the GROUND

CONSULTA PER ISTRUZIONI
E VIDEO DI MONTAGGIO
CONSULT FOR ASSEMBLY
INSTRUCTIONS AND VIDEO



Inoltre è disponibile anche la versione con piano di lavoro estraibile "Skip-N". Questa opzione aggiuntiva trasforma la tua colonna in una vera e propria postazione operativa, perfetta per preparare pasti o solo come superficie d'appoggio temporanea, scomparendo poi con un semplice gesto quando non serve più.

Also available is the "Skip-N" pull-out worktop version. This additional option transforms your column into a real workstation, perfect for preparing meals or just as a temporary storage surface, disappearing with a simple gesture when no longer needed.



DISPONIBILE NEI MODELLI:
AVAILABLE IN MODELS

Non realizzabile fuori misura
Not feasible in custom sized



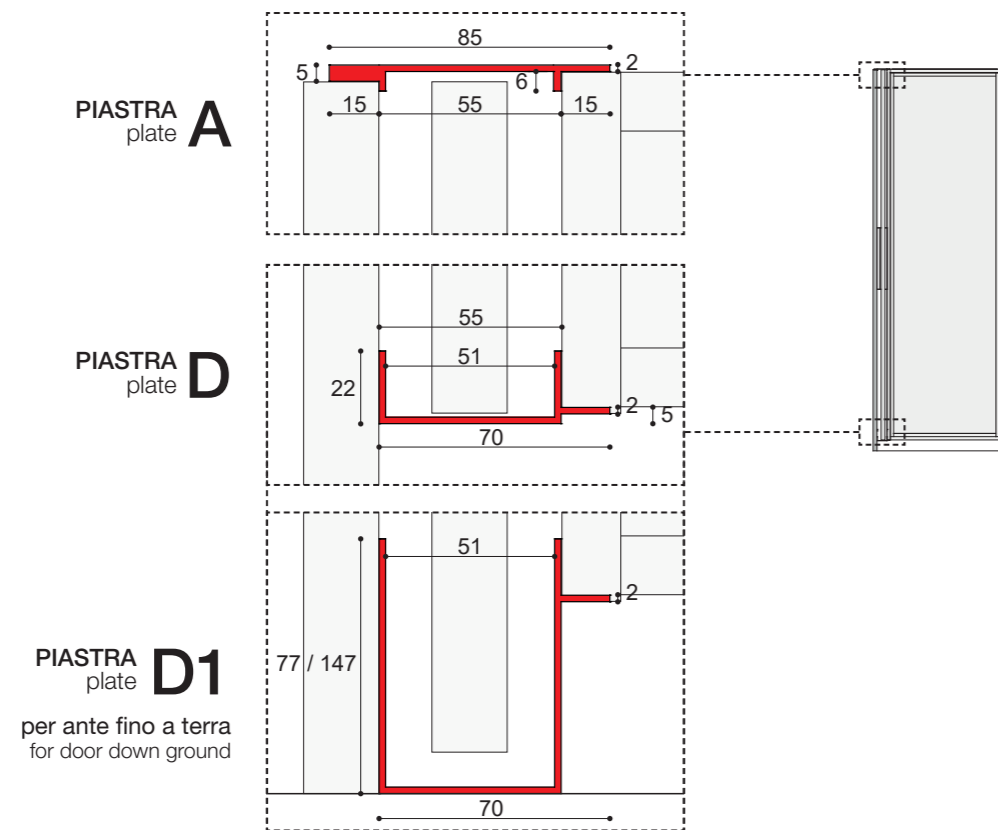
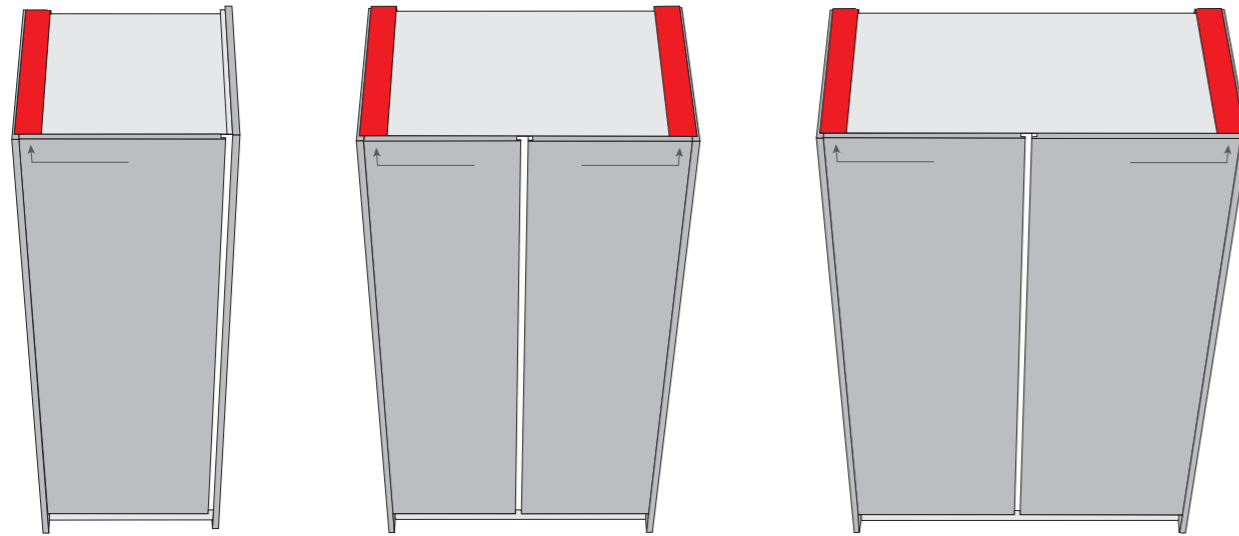
Per i prezzi fare riferimento al nostro programma grafico.
For prices please refer to our graphic programme.

Tipologie piastre di copertura

Types of covering plates

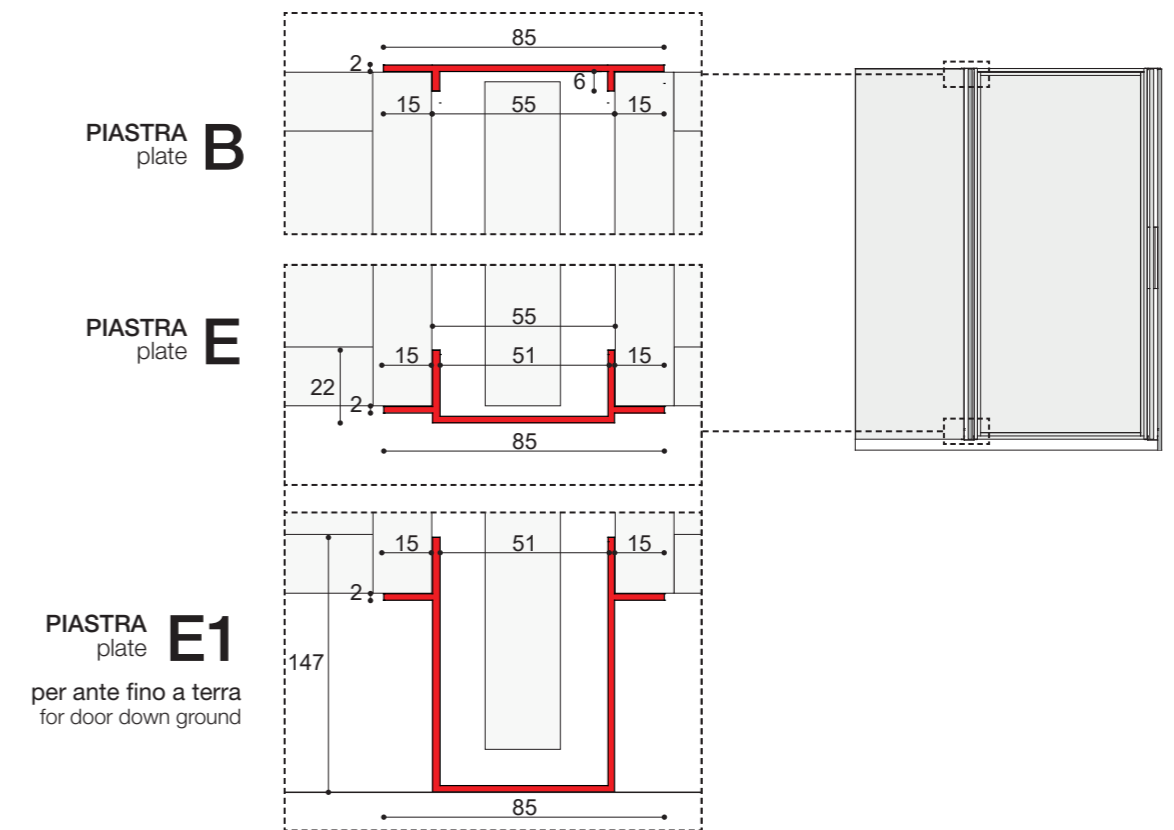
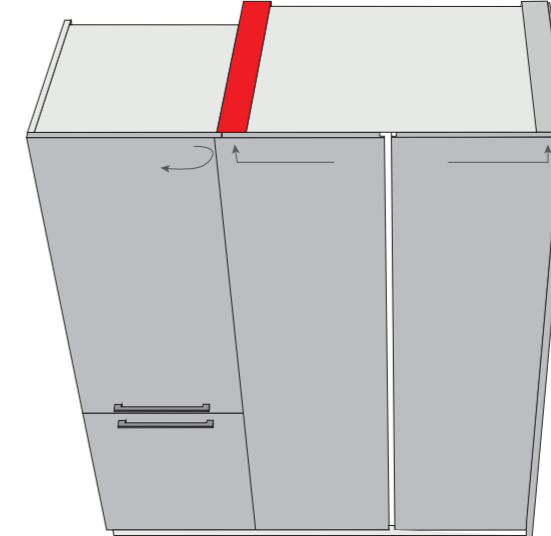
Colonna Nook singola con anta di finitura laterale

Single Nook column with lateral finishing door



Colonna Nook + Colonna standard Bridge/Head

Nook column + Standard column Bridge/Head



⚠ Le piastre singole "A+D" o "A+D1" (per ante fino a terra), sono obbligatorie in presenza di un fianco fino a terra terminale e permettono la scomparsa nella sede laterale di un'unica anta.
The single plates "A+D" o "A+D1" (for doors down to ground), are always obligatory in the side with retractable door in the presence of a terminal side panel down to ground and allows the disappearance in the side seat of a single door.

⚠ È sempre obbligatorio inserire un fianco fino a terra terminale nel lato con anta rientrante, sia esso terminale a vista che a parete.
It is always obligatory to insert a ground terminal side panel in the side with retractable door, whether it is an exposed or wall-mounted panel.

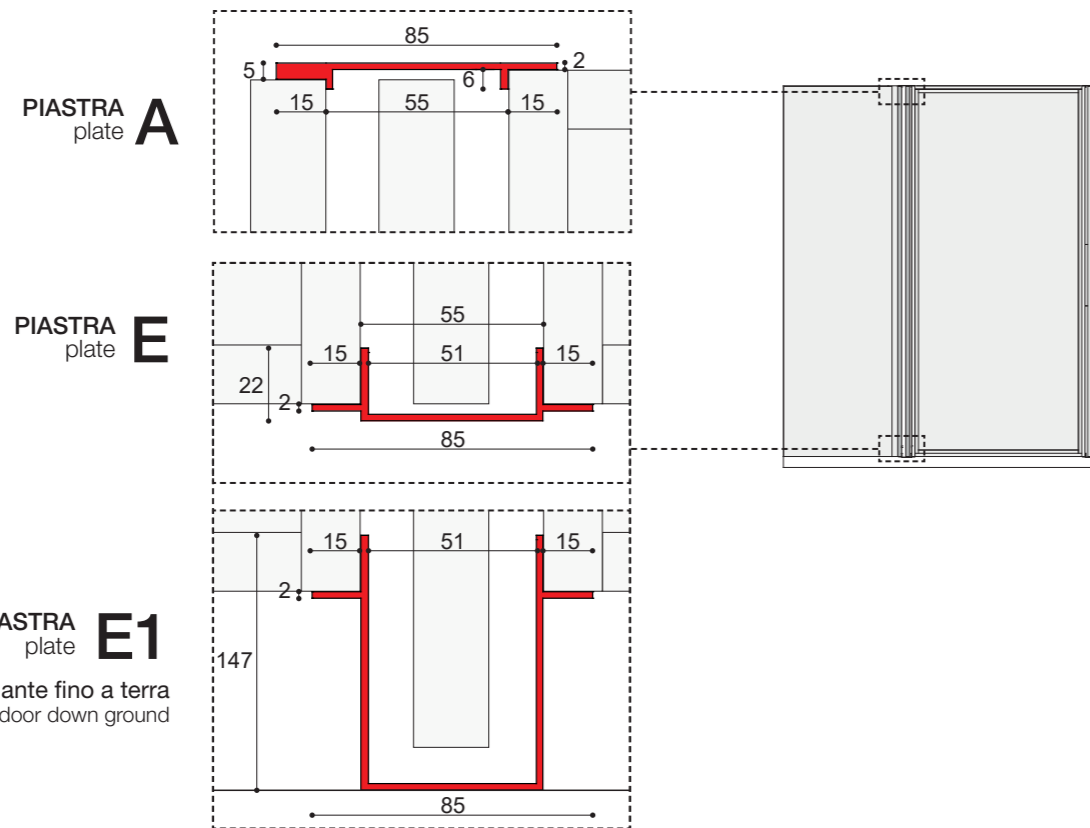
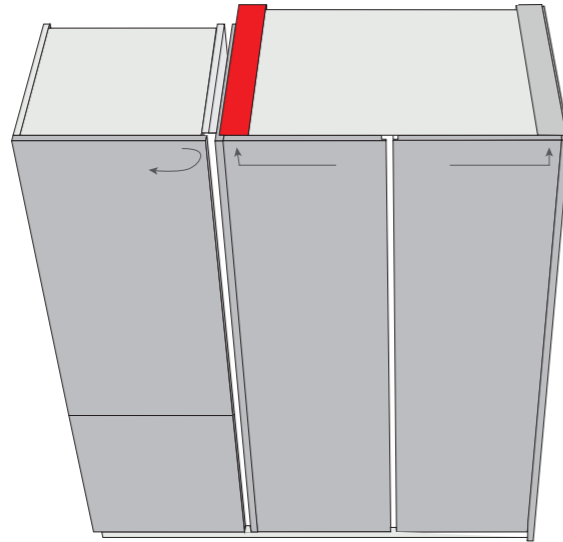
⚠ Le piastre singole "B+E" o "B+E1" (per ante fino a terra), sono obbligatorie tra una colonna Nook e una colonna standard Bridge/Head nel lato dell'anta rientrante e permettono la scomparsa nella sede laterale di un'unica anta.
The single plates "B+E" or "B+E1" (for doors down to ground), are obligatory between a Nook column and a standard column Bridge/Head in the side with retractable door and allows the disappearance in the side seat of a single door.

Tipologie piastre di copertura

Types of covering plates

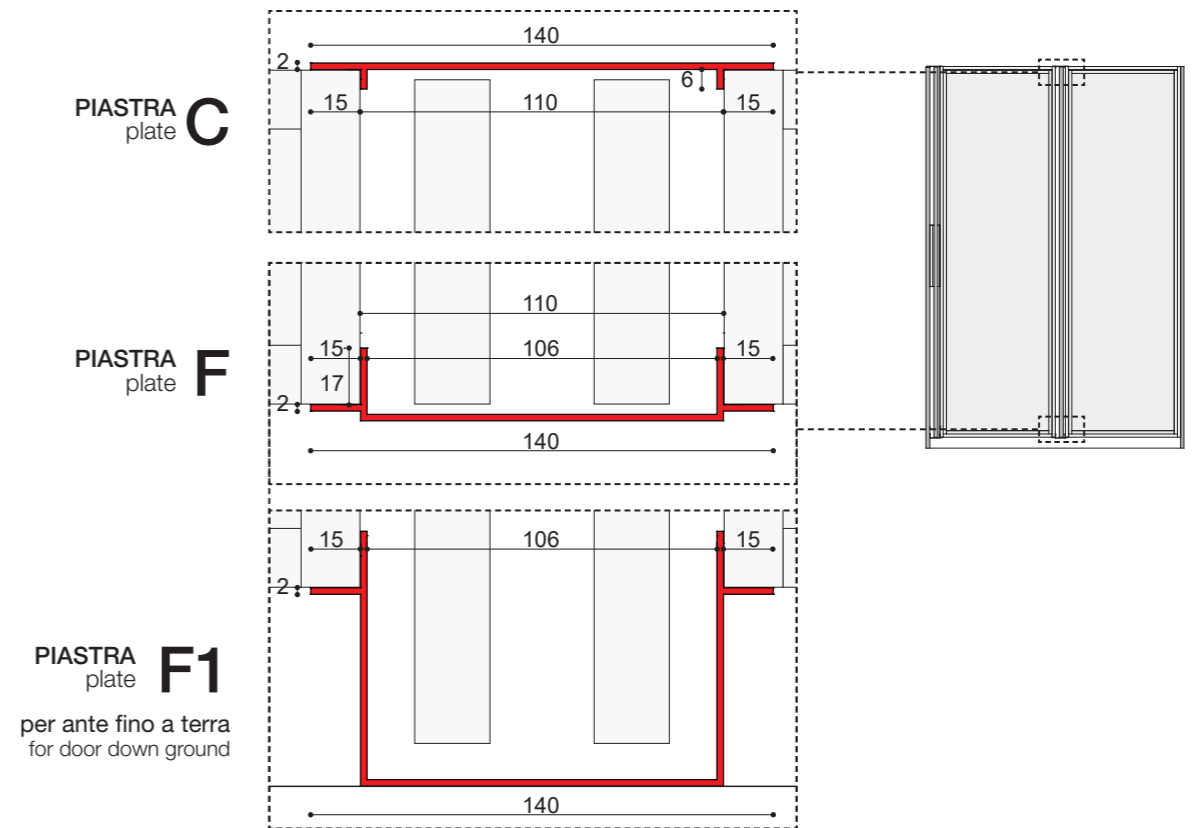
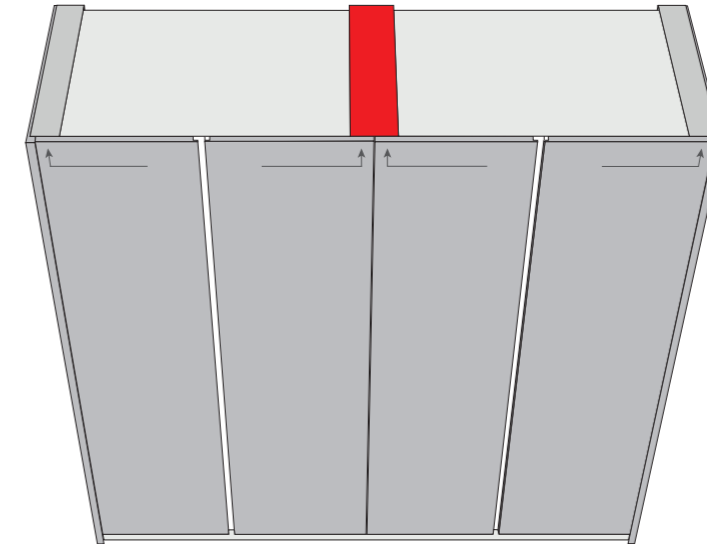
Colonna Nook + Colonna standard Neck/Lux

Nook column + Standard column Neck/Lux



Colonna Nook + Colonna Nook

Nook column + Nook column



⚠ Le piastre singole "A+E" o "A+E1" (per ante fino a terra), sono obbligatorie tra una colonna Nook e una colonna standard Neck/Lux nel lato dell'anta rientrante quando la gola è affiancata alla colonna Nook. In questo caso è obbligatorio inserire la gola + il fianco come anta dalla colonna standard. Se invece la colonna standard ha la gola dal lato opposto alla colonna Nook occorre inserire le piastre B+E (come la soluzione colonna Nook + colonna standard Bridge/Head).

The single plates "A+E" or "A+E1" (for doors down to ground), are obligatory between a Nook column and a standard column Neck/Lux on the recessed sash side when the groove is flanked by the Nook column. In this case, it is mandatory to insert the finger rail + the side panel saem as door from the standard column. If, on the other hand, the standard column has the finger rail on the opposite side to the Nook column, it is necessary to insert the "B+E" plates (like the Nook column + standard Bridge/Head column solution).

⚠ Le piastre singole "C+F" o "C+F1" (per ante fino a terra), sono obbligatorie tra due colonne Nook in caso di accosto di due ante a scomparsa che rientrano nella stessa sede laterale.

The single plates "C+F" or "C+F1" (for doors down to ground), are obligatory between two Nook columns when two retractable sashes are pulled over and fall into the same side seat.

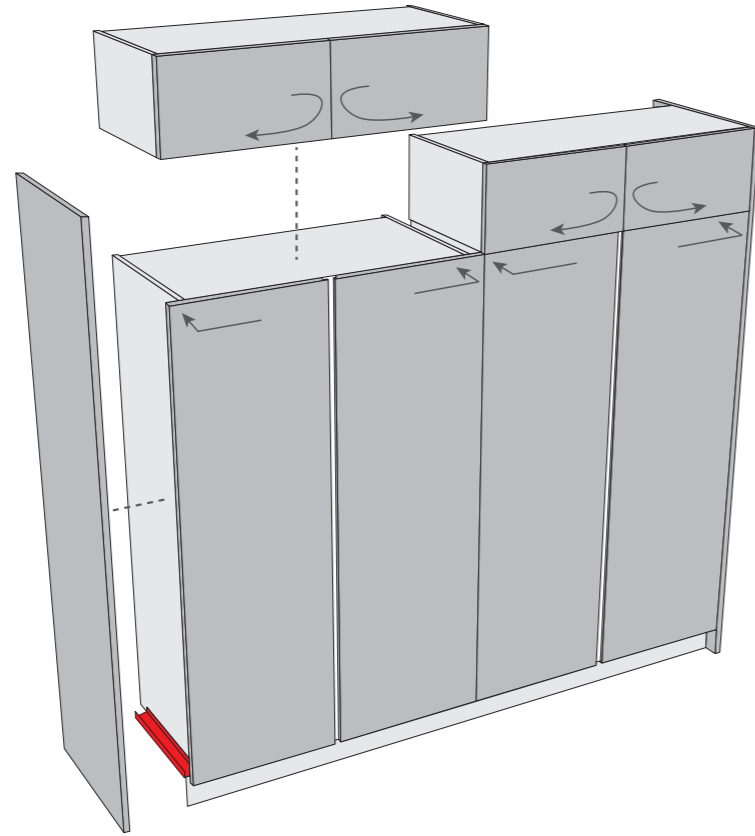
⚠ Le piastre singole "B+E" o "B+E1" (per ante fino a terra), sono invece obbligatorie tra due colonne Nook nel caso in cui le ante a scomparsa non sono in accosto tra di loro, ma rientrano ognuno nella propria sede laterale.

The single plates "B+E" or "B+E1" (for doors down to ground), are obligatory between two Nook columns in cases where the retractable doors are not in close proximity to each other, but each retracts into its own side seat.

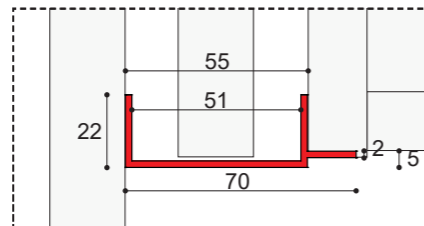
Tipologie piastre di copertura

Types of covering plates

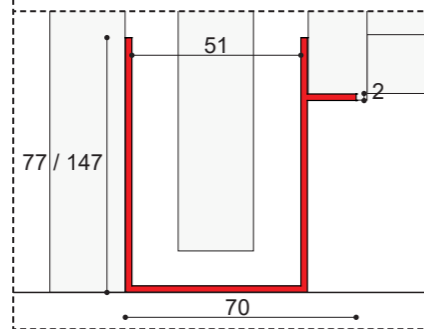
Sopracolonne Nook Nook topcolumns



PIASTRA plate **D**



PIASTRA plate **D1**
per ante fino a terra
for door down ground

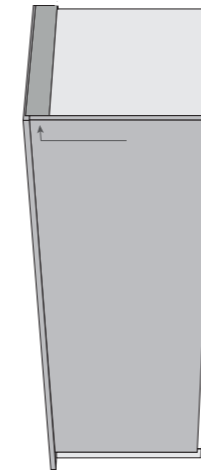


⚠ In presenza di elementi sopracolonna Nook, non vanno installate le piastre singole e doppie superiori. Inserire solo le piastre singole inferiori "D" o "D1"/ "E" o "E1", quelle doppie inferiori "F" o "F1" e i fianchi terminali dell'altezza corretta in base ai moduli superiori.
In the presence of Nook topcolumn elements, the upper single and double plates should not be installed. Insert only the lower single plates 'D' or 'D1'/'E' or 'E1', lower double plates 'F' or 'F1', and end sides of the correct height according to the upper modules.

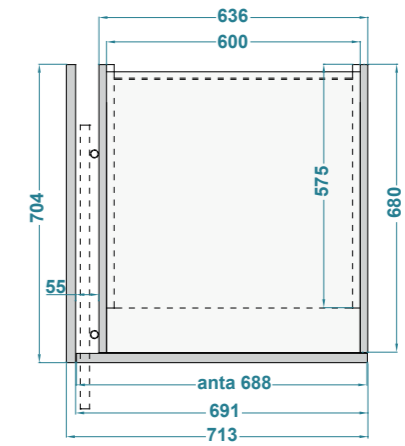
Moduli e dimensioni

Modules and size

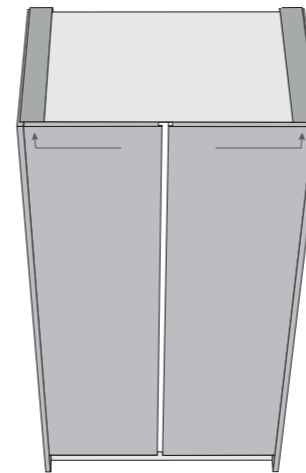
Colonna Nook 1 ante Nook column 1 door



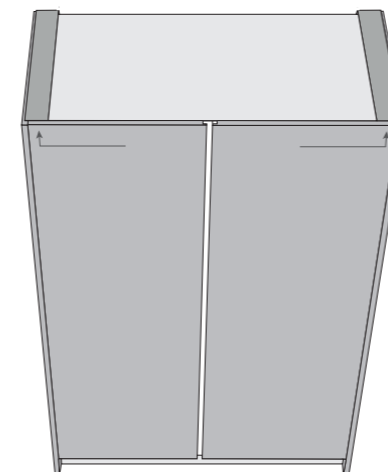
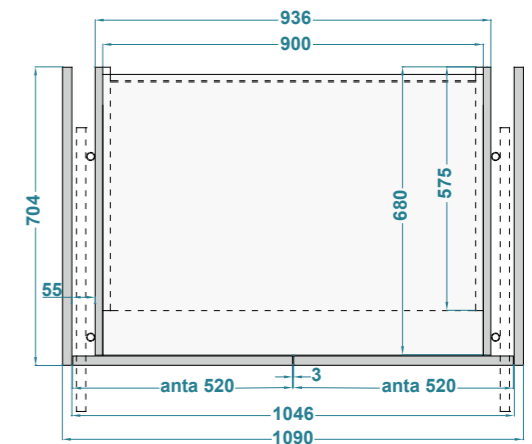
L 69



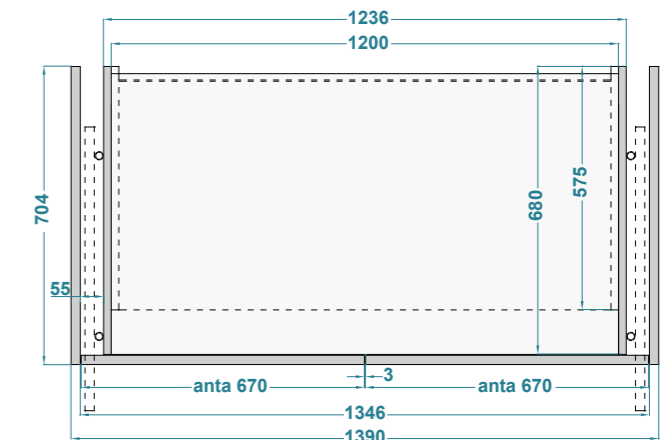
Colonna Nook 2 ante Nook column 2 doors



L 104,6



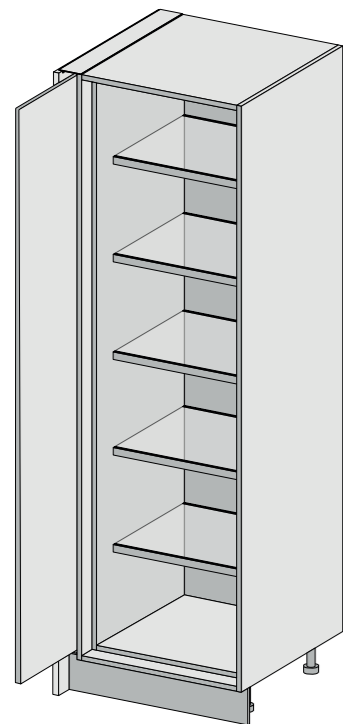
L 134,6



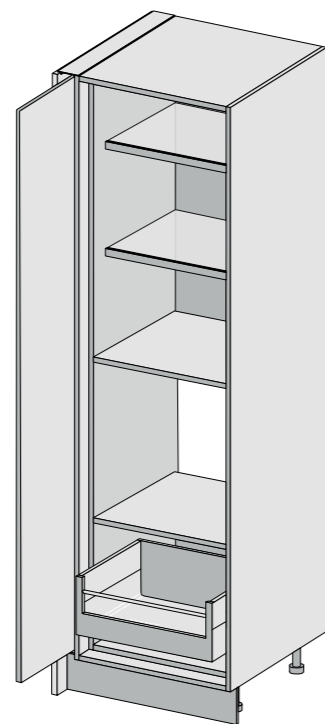
Modulistica colonne Nook H 217

Nook columns modularity H 217

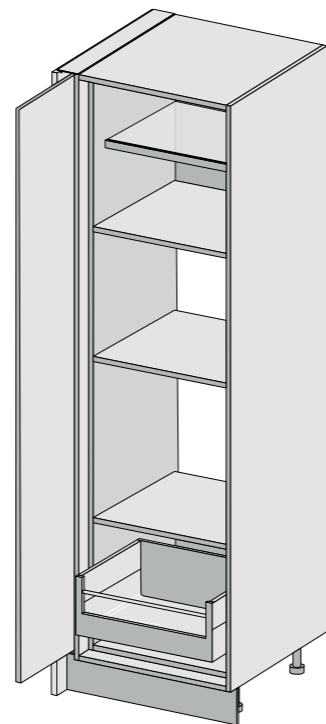
Colonne Nook 1 anta Nook column 1 door



Ripiani vetro
Glass shelves

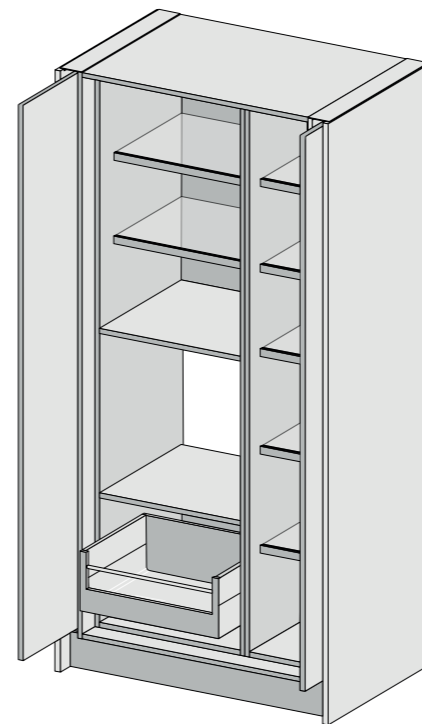


Forno
Oven

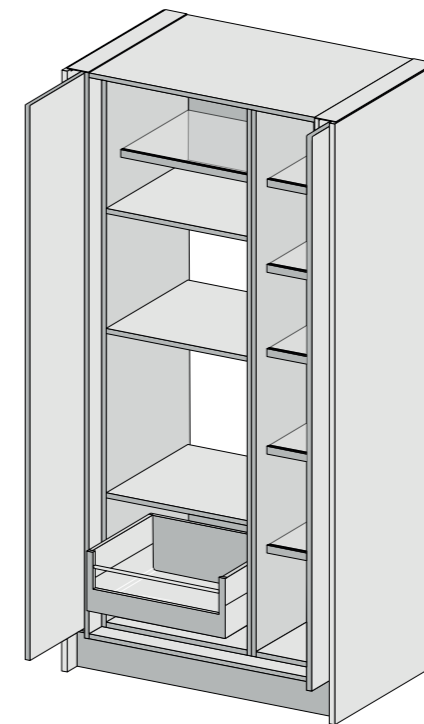


Forno + Micro
Oven + Microwave

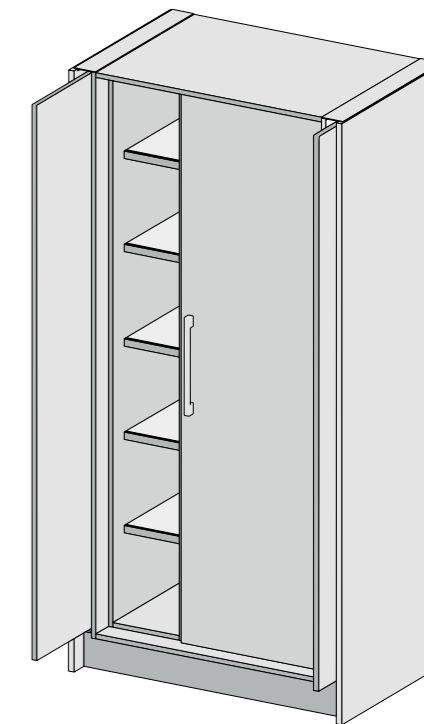
Colonne Nook 2 ante Nook columns 2 doors



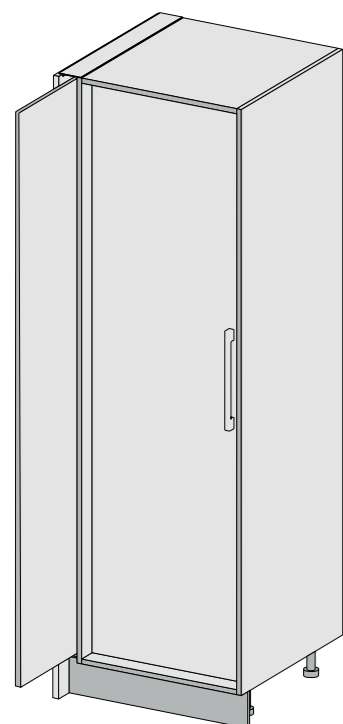
Forno + Ripiani vetro
Oven + Glass shelves



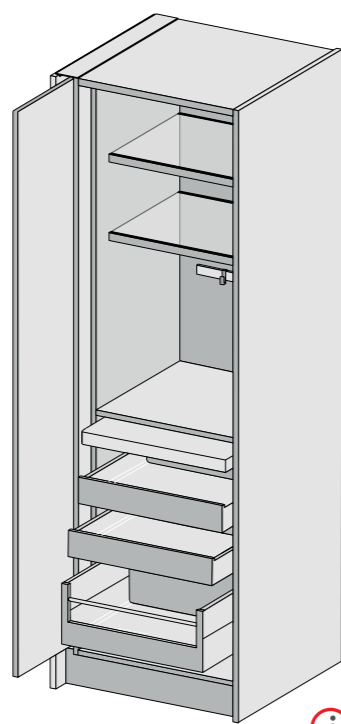
Forno + Micro + Ripiani vetro
Oven + Microwave + Glass shelves



Frigo + Ripiani vetro
Fridge + Glass shelves




Frigo
Fridge



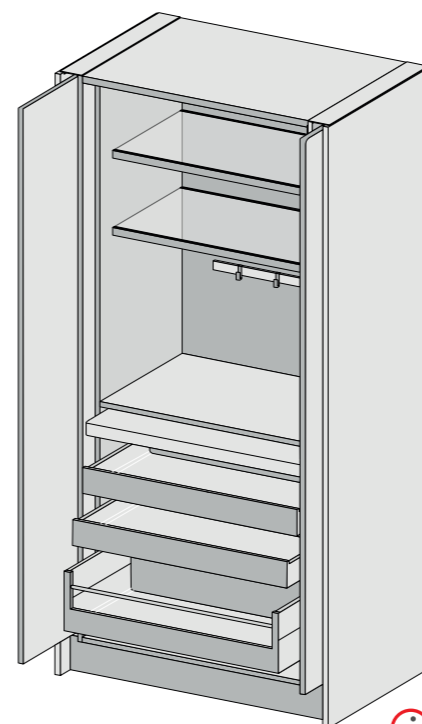
Piano estraibile
Pull-out worktop

i ACCESSORI DI SERIE NELLA COLONNA CON PIANO ESTRAIBILE
STANDARD ACCESSORIES IN THE COLUMN WITH PULL-OUT WORKTOP



Barra "TITAN"
acciaio spazzolato L 60
(completo di supporti, tappi e 3 ganci)
"TITAN" bar in brushed steel W 60
(including brackets, caps and 3 hooks)

Multipresa "VERSAHIT"
acciaio 12x12
(2 prese schuko 16A-250V-3400 W max)
"VERSAHIT" multiple socket
steel 12x12
(2 schuko sockets 16A-250V-3400W max)

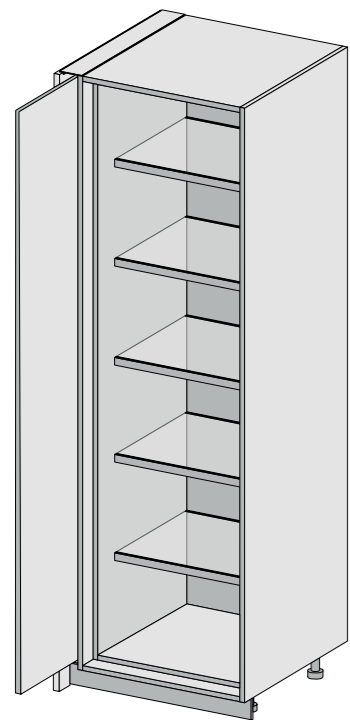


Piano estraibile
Pull-out worktop

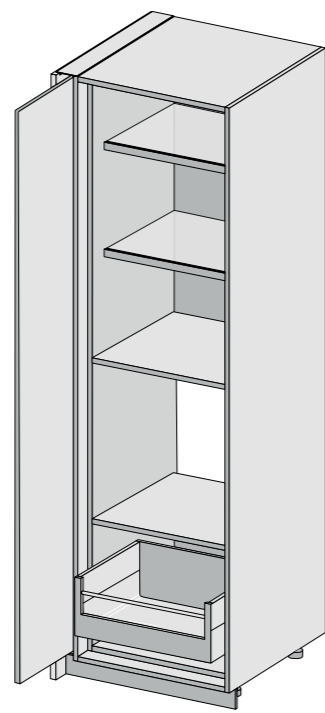
Modulistica colonne Nook H 222

Nook columns modularity H 222

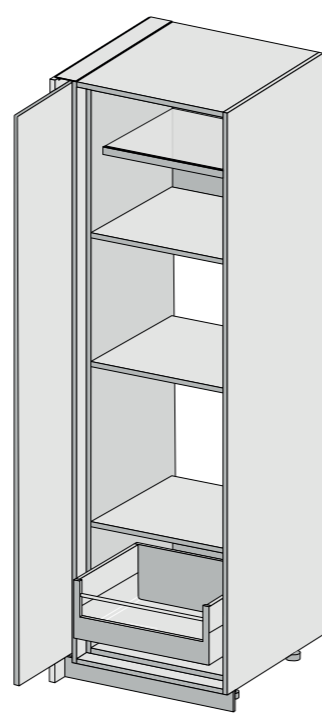
Colonne Nook 1 anta Nook column 1 door



Ripiani vetro
Glass shelves

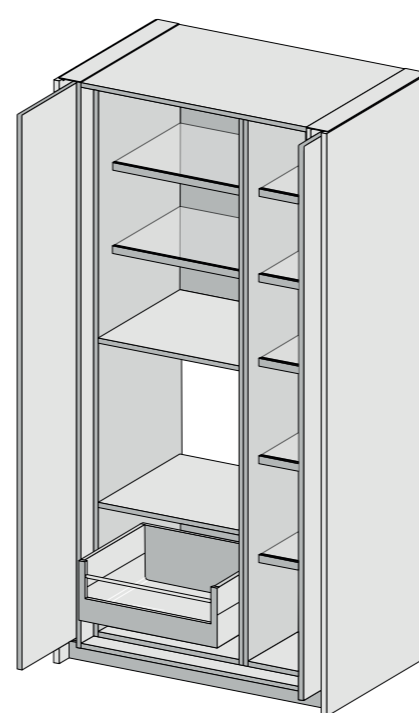


Forno
Oven

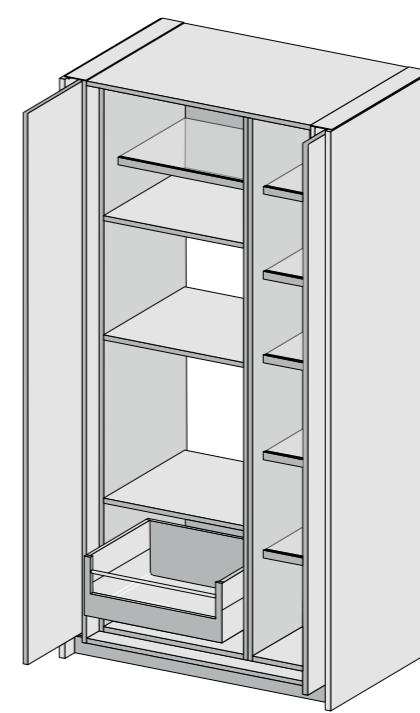


Forno + Micro
Oven + Microwave

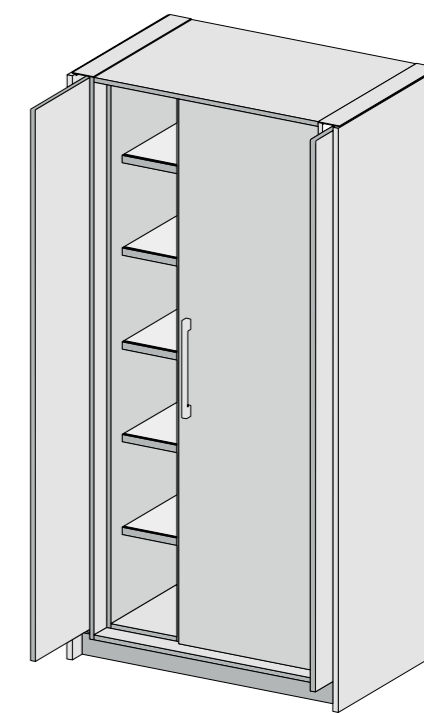
Colonne Nook 2 ante Nook columns 2 doors



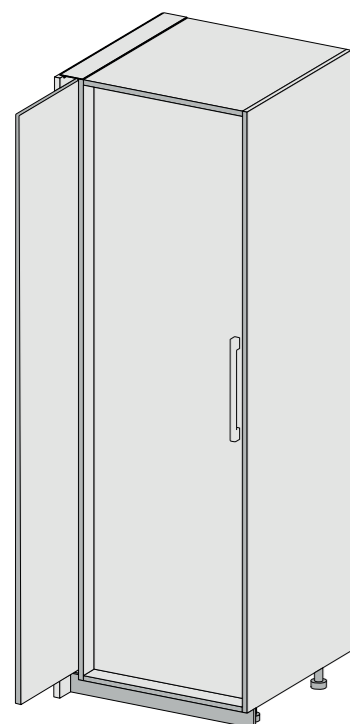
Forno + Ripiani vetro
Oven + Glass shelves



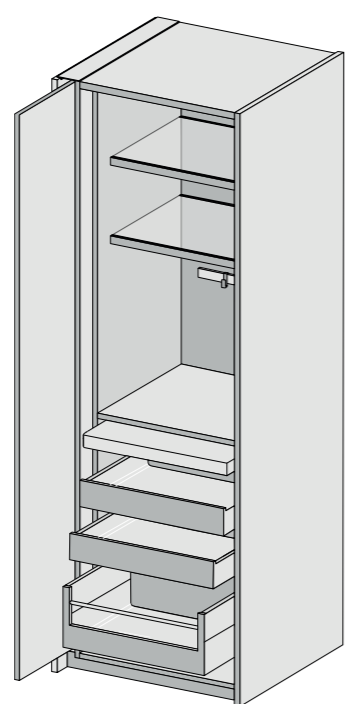
Forno + Micro + Ripiani vetro
Oven + Microwave + Glass shelves



Frigo + Ripiani vetro
Fridge + Glass shelves




Frigo
Fridge



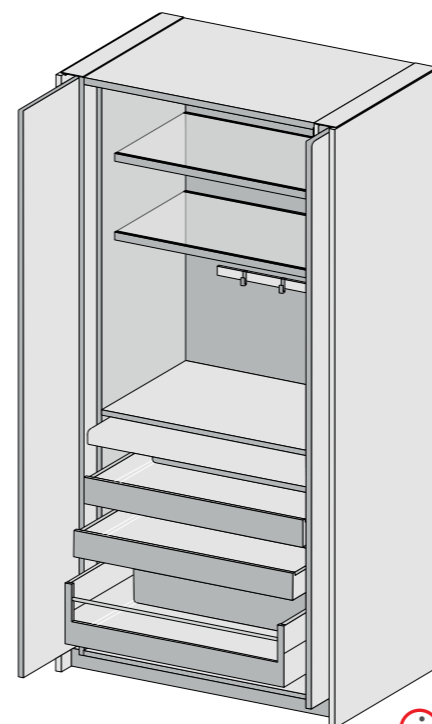
Piano estraibile
Pull-out worktop

i ACCESSORI DI SERIE NELLA COLONNA CON PIANO ESTRAIBILE
STANDARD ACCESSORIES IN THE COLUMN WITH PULL-OUT WORKTOP



Barra "TITAN"
acciaio spazzolato L 60
(completo di supporti, tappi e 3 ganci)
"TITAN" bar in brushed steel W 60
(including brackets, caps and 3 hooks)

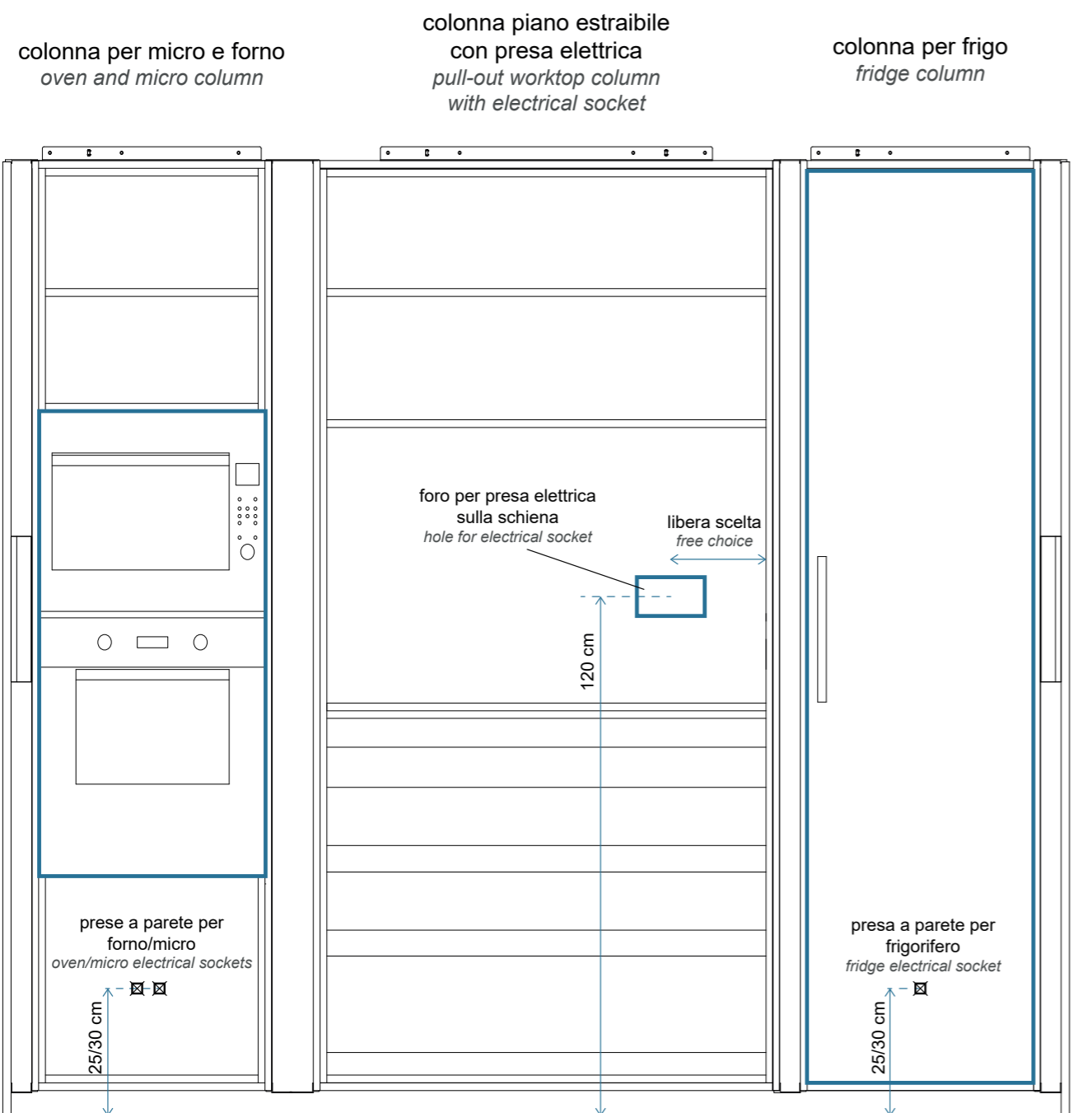
Multipresa "VERSAHIT"
acciaio 12x12
(2 prese schuko 16A-250V-3400 W max)
"VERSAHIT" multiple socket
steel 12x12
(2 schuko sockets 16A-250V-3400W max)



Piano estraibile
Pull-out worktop

Schema prese elettriche

Electrical sockets technical diagram



composizione di esempio
example composition

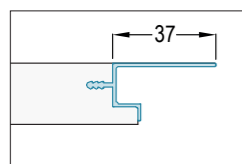


Maniglie disponibili per modello

Available handle for model

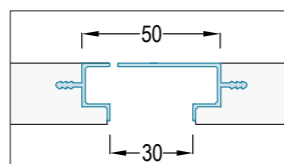
Profili "A" e "B+A" (di serie)

Profiles "A" and "B+A" (standard)



Profilo "A"
colonna 1 anta dx/sx

Profile "A"
column 1 door RH/LH



Profilo "B+A"
colonna 2 ante

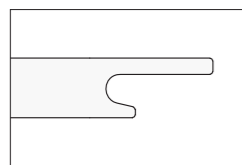
Profile "B+A"
column 2 doors

MODELLI DISPONIBILI

- Immagina Neck/Lux
- Brera Neck/Lux/Bridge
- Shade lab Neck/Lux/Bridge
- Round Neck/Lux/Rayè/Bridge/Box

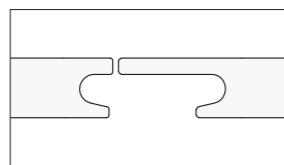
Profili "D" e "E+D" (di serie)

Profiles "D" and "E+D" (standard)



Profilo "D"
colonna 1 anta dx/sx

Profile "D"
column 1 door RH/LH



Profilo "E+D"
colonna 2 ante

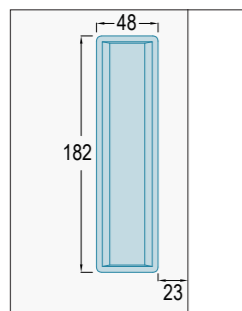
Profile "E+D"
column 2 doors

MODELLI DISPONIBILI

- Luna
- Flavour anta liscia

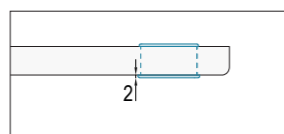
Maniglia 940 (di serie)

Handle 940 (standard)



Vista frontale

Front view



Vista superiore

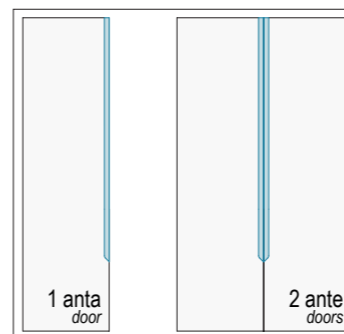
Top view

MODELLI DISPONIBILI

- Unica Bridge
- Immagina Bridge/Head

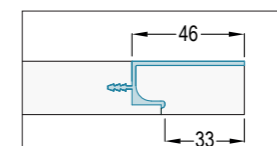
Maniglia Fusion (opzionale)

Handle Fusion (optional)



Vista frontale

Front view



Vista superiore


Top view

MODELLI DISPONIBILI

- Immagina Bridge/Head

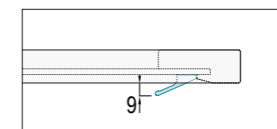
Maniglia 964 (di serie)

Handle 964 (standard)



Vista frontale

Front view



Vista superiore

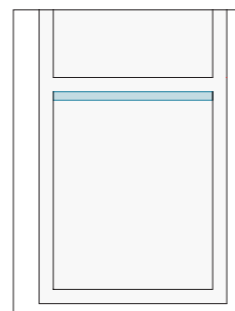
Top view

MODELLI DISPONIBILI

- Flavour anta a telaio

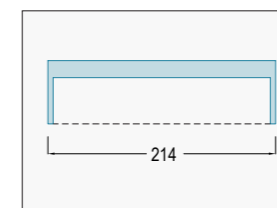
Preso maniglia Frame e maniglia 963 (di serie)

Handle grip Frame and handle 963 (standard)



Preso maniglia su anta Frame

Handle grip on Frame door



Maniglia incassata 963 (Area)

Recessed handle 963 (Area)

MODELLI DISPONIBILI

- Round Frame
- Round Area