


STRIKE



scilm

STRIKE 28
STRIKE 28

Ripiano altezza 28 mm
con sede per vetro
o pannello da 4 mm.

Può essere fornito:

- 1** Luminoso montato
con vetro float-temperato
da 4 mm
- 2** Montato con vetro
float-temperato da 4 mm
- 3** Kit smontato senza ripiano
- 4** In barre per avere
massima praticità
nel dimensionamento

Shelf height 28mm,
with seat for glass
or panel 4mm thick.

It can be provided:

- 1** Lighting assembled
with tempered-float glass
4mm thick
- 2** Assembled
with tempered-float glass
4mm thick
- 3** In dismantled kit,
without shelf
- 4** In bars, to gain maximum
praticity in sizing






TABELLA DI CALCOLO
ALIMENTAZIONE PER VERSIONE LED
 L.E.D. POWER SUPPLY
 CALCULATION TABLE

ATTENZIONE

Nel caso di potenza richiesta superiore ai 50W contattare il servizio vendite di Scilm S.p.A.

ATTENTION

In case of need of power exceeding 50 w, contact Scilm's Customer Service

N° ripiani shelves	LARGHEZZA COLONNA (mm) TALL CABINET WIDTH (mm)			
	450	600	900	1200
1	6 W	6 W	6 W	12 W
2	6 W	12 W	12 W	20 W
3	12 W	12 W	20 W	30 W
4	12 W	15 W	30 W	50 W
5	12 W	20 W	30 W	50 W
6	15 W	30 W	50 W	50 W
7	20 W	30 W	50 W	-
8	20 W	30 W	50 W	-
9	30 W	50 W	-	-
10	30 W	50 W	-	-


28

STRIKE

PROFILO POSTERIORE CHIUSO
 CLOSED BACK PROFILE

La soluzione adottata per Strike28 completo di vetro prevede sempre l'utilizzo del profilo "CHIUSO" nella parte posteriore per un'ottimale resa estetica.


Strike28 assembled shelf is supplied only with the "CLOSED" back profile for a cleaner look.



INSERTI MOBILI
 RACK INSERT

I pratici inserti mobili a pettine posizionati nei profili laterali di Strike consentono una rapida e semplice operazione di montaggio all'interno del mobile indipendentemente dalla posizione dei reggipiani metallici.

The practical rack inserts placed in strike's side profiles allow a quick and easy assembly regardless to the pins' position on the cabinet.



PORTATA MAGGIORATA
 INCREASED CAPACITY

Conforme alla normativa UNI 8601
 Complies to UNI 8601 norm

STRIKE 28

profondità/depth mm 480

mm 450 livello/level **4**
 portata/capacity 40 kg

mm 600 livello/level **4**
 portata/capacity 54 kg

mm 900 livello/level **4**
 portata/capacity 84 kg

mm 1200* livello/level **3**
 portata/capacity 84 kg



*MM 1200 COMPLETO DI RINFORZO
 *MM 1200 WITH REINFORCING PLATE

K6584

STRIKE 28 LED MONTATO CON VETRO STRIKE 28 ASSEMBLED WITH GLASS

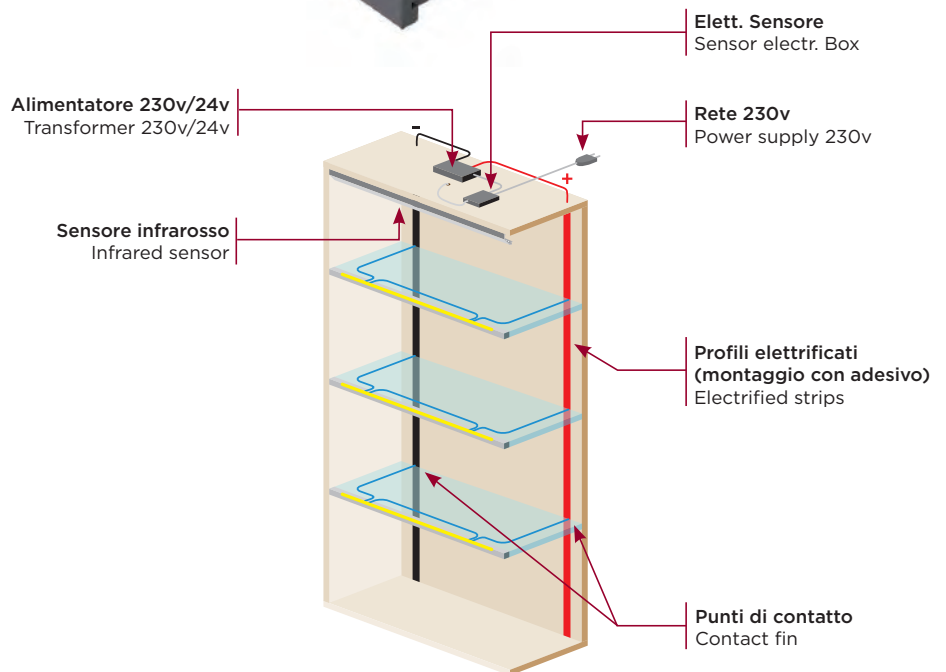

Lampada ripiano luminoso.

Ripiano altezza 28 mm
con vetro float-temperato filo grezzo
spessore 4 mm.

Lighting shelf lamp

Shelf 28mm height
with tempered-float glass,
4mm thick

A V



CODE	UNIT	DIMENSION		MIN ORDER QTY	PCS/BOX	BOX SIZES	WEIGHT	VOLUME
		B X H	L					
K6584xxxAxxx	NR	280x28	450	18	1	470x320x65	2,10	0,010
K6584xxxAxxx	NR	280x28	600	18	1	620x320x65	2,70	0,013
K6584xxxAxxx	NR	280x28	900	18	1	920x320x65	3,90	0,020
K6584xxxAxxxR	NR	280x28	1200	18	1	1220x320x65	5,10	0,025
K6584xxxAxxx	NR	480x28	450	18	1	470x520x65	2,75	0,016
K6584xxxAxxx	NR	480x28	600	18	1	620x520x65	4,05	0,021
K6584xxxAxxx	NR	480x28	900	18	1	920x520x65	5,42	0,031
K6584xxxAxxxR	NR	480x28	1200	18	1	1220x520x65	8,32	0,041

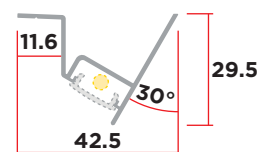
K6037

MINISTRIKE LED

MINISTRIKE LED

Lampada per cielo mobile
con foro per sensore (non incluso)

Lamp for the roof of the cabinet
with slot for sensor (not included)



CODE	UNIT	DIMENSION		MIN ORDER QTY	PCS/BOX	BOX SIZES		WEIGHT	VOLUME
		B X H	CABINET DIMENSION L			L X B X H	KG		
K6037xxx/xxx	NR	42x30	450	18	2	BOX118	450x70x50	0,25	0,0016
K6037xxx/xxx	NR	42x31	600	18	2	BOX119	600x70x50	0,30	0,0021
K6037xxx/xxx	NR	42x32	900	18	2	BOX120	900x70x50	0,40	0,0032
K6037xxx/xxx	NR	42x33	1200	18	2	BOX121	1200x70x50	0,55	0,0042

CF6584BI

nr. 5 dx + nr. 5 sx
profili elettrificati da mt 2 completi
di nr. 20 tappi di chiusura teste binari

5+5 complete rails pack lm 2
+ 20 pcs. rail's head closing caps



CODE	UNIT	DIMENSION		MIN ORDER QTY	PCS/BOX	BOX SIZES		WEIGHT	VOLUME
		B X H	CABINET DIMENSION L			L X B X H	KG		
CF6584BI01	CF	15x3	2000	2	2	PVC box	Ø30	0,35	-
CF6584BI02	CF	15x3	1000	2	2	PVC box	Ø30	0,18	-

CF6584TR

Kit alimentatore per LED 230V AC/24V
DC (da 1 a massimo 15 LED)

LED transformer kit 230V AC/24V DC
(1 to max 15 LED)



CODE	UNIT	DIMENSION		MIN ORDER QTY	PCS/BOX	BOX SIZES		WEIGHT	VOLUME
		W	CABINET DIMENSION L			L X B X H	KG		
CF6584TR01	CF	20	-	1	1	BOX82	280x85x60	0,21	0,007
CF6584TR02	CF	50	-	1	1	BOX82	280x85x60	0,21	0,002
CF6584TR03	CF	30	-	1	1	BOX82	280x85x60	0,21	0,002

CF6584SE

Kit sensore ad infrarosso + alimentatore
LED 230V AC/24V DC (da 1 a max 15 LED)

Infrared sensor kit + LED transformer kit
230V AC/24V DC (1 to max 15 LED)



CODE	UNIT	DIMENSION		MIN ORDER QTY	PCS/BOX	BOX SIZES		WEIGHT	VOLUME
		W	CABINET DIMENSION L			L X B X H	KG		
CF6584SE01	CF	20	-	1	1	BOX82	280x85x60	0,21	0,007
CF6584SE02	CF	50	-	1	1	BOX82	280x85x60	0,21	0,002
CF6584SE03	CF	30	-	1	1	BOX82	280x85x60	0,21	0,002

T6584

STRIKE 28 MONTATO CON VETRO STRIKE 28 ASSEMBLED WITH GLASS

Ripiano altezza 28 mm.
Imballato montato
con vetro float-temperato da 4 mm.
È disponibile esclusivamente
con profilo anteriore aperto
e posteriore chiuso.

28 mm height shelf.
Packed assembled
with 4mm tempered-float glass.
Is available exclusively
with open front profile
and closed back profile.

A V



STRIKE 28 - L 900
UNI 8601 - Liv. 4 (200 kg/m²) = **84 KG**



STRIKE 28 - L 1.200
UNI 8601 - Liv. 3 (150 kg/m²) = **84 KG**


CODE	UNIT	DIMENSION		MIN ORDER QTY	PCS/BOX	BOX SIZES	WEIGHT	VOLUME
		B X H	L					
T6584xxxA001	NR	280x28	450	18	1	470x320x65	1,80	0,010
T6584xxxA002	NR	280x28	600	18	1	620x320x65	2,40	0,013
T6584xxxA005	NR	280x28	900	18	1	920x320x65	3,60	0,020
T6584xxxA007R	NR	280x28	1200	18	1	1220x320x65	4,80	0,025
T6584xxxA008	NR	480x28	450	18	1	470x520x65	2,45	0,016
T6584xxxA009	NR	480x28	600	18	1	620x520x65	3,70	0,021
T6584xxxA012	NR	480x28	900	18	1	920x520x65	5,10	0,031
T6584xxxA014R	NR	480x28	1200	18	1	1220x520x65	8,00	0,041

S6584

STRIKE 28 SMONTATO SENZA VETRO STRIKE 28 PACKED WITHOUT GLASS

Ripiano altezza 28 mm
con sede per vetro o pannello da 4 mm.
Kit smontato senza ripiano.

28 mm height shelf
with slot for 4mm glass or panel.
Kit without glass.

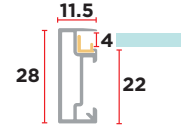


CODE	UNIT	DIMENSION		MIN ORDER QTY	PCS/BOX	BOX SIZES	WEIGHT	VOLUME
		B X H	L					
S6584xxxS001	NR	280x28	450	18	1	470x95x65	0,65	0,003
S6584xxxS002	NR	280x28	600	18	1	620x95x65	0,75	0,004
S6584xxxS005	NR	280x28	900	18	1	920x95x65	0,95	0,006
S6584xxxS007R	NR	280x28	1200	18	1	1220x95x65	2,35	0,008
S6584xxxS008	NR	480x28	450	18	1	470x95x65	0,75	0,003
S6584xxxS009	NR	480x28	600	18	1	620x95x65	0,85	0,004
S6584xxxS012	NR	480x28	900	18	1	920x95x65	1,05	0,006
S6584xxxS014R	NR	480x28	1200	18	1	1220x95x65	2,75	0,008

R6583G

Profilo frontale/posteriore **aperto** con guarnizione, h. 28 mm, l. 4100 mm.

Front/Rear **OPEN** profile with gasket, h.28 mm l. 4100 mm.

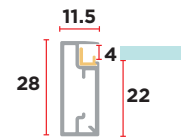


CODE	UNIT	DIMENSION		MIN ORDER QTY	PCS/BOX	BOX SIZES	WEIGHT	VOLUME
		B X H	L					
R6583GxxxL41	ML	11,5x28	4100	102,5	25	BOX146 4250x205x80	7,20	0,069

R6584G

Profilo posteriore chiuso con guarnizione h. 28 mm, l. 4100 mm.

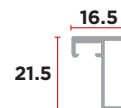
Rear **CLOSE** profile with gasket, h.28 mm l. 4100 mm.



CODE	UNIT	DIMENSION		MIN ORDER QTY	PCS/BOX	BOX SIZES	WEIGHT	VOLUME
		B X H	L					
R6584GxxxL41	ML	11,5x28	4100	102,5	25	BOX146 4250x205x80	7,75	0,069

R6581

Profilo laterale
Lateral profile

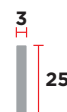


CODE	UNIT	DIMENSION		MIN ORDER QTY	PCS/BOX	BOX SIZES	WEIGHT	VOLUME
		B X H	L					
R6581xxxL41	ML	16,5x22	4100	102,5	25	BOX146 4250x205x80	6,80	0,069

RAC0250301L3

Profilo in acciaio grezzo L 3000 mm.

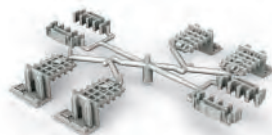
Steel profile bar 3000 mm length.



CODE	UNIT	DIMENSION		MIN ORDER QTY	PCS/BOX	BOX SIZES	WEIGHT	VOLUME
		B X H	L					
RAC0250301L3	ML	25x3	3000	-	-	-	-	-

CFT6583/01

Kit giunzioni soluzione aperto/aperto
Kit splices Open/Open option



CODE	UNIT	DIMENSION		MIN ORDER QTY	PCS/BOX	BOX SIZES	WEIGHT	VOLUME
		B X H	L					
CFT6583/01	CF	-	-	-	-	-	-	-

CFT6584/01

Kit giunzioni soluzione aperto/CHIUSO
Kit splices Open/Close option



CODE	UNIT	DIMENSION		MIN ORDER QTY	PCS/BOX	BOX SIZES	WEIGHT	VOLUME
		B X H	L					
CFT6584/01	CF	-	-	-	-	-	-	-

CFT6580/02

Confezione con n. 4 reggipiani
Package of 4pcs. shelf holder



CODE	UNIT	DIMENSION		MIN ORDER QTY	PCS/BOX	BOX SIZES	WEIGHT	VOLUME
		B X H	L					
CFT6580/02	CF	-	-	-	-	-	-	-

CFT6584/02

Confezione strutturale
Lock safety kit



CODE	UNIT	DIMENSION		MIN ORDER QTY	PCS/BOX	BOX SIZES	WEIGHT	VOLUME
		B X H	L					
CFT6584/02	CF	-	-	-	-	-	-	-

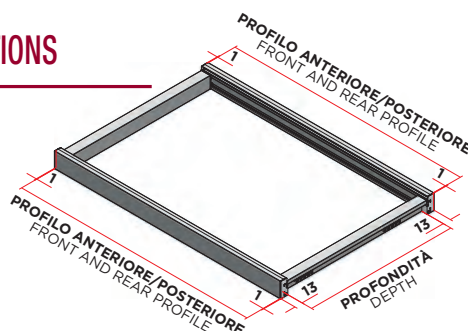
ISTRUZIONI PER IL TAGLIO RIPIANI CUT SHELVES INSTRUCTIONS

RIPIANO APERTO APERTO

LARGHEZZA PROFILO ANTERIORE E POSTERIORE:
misura nominale - spessore fianchi - 3 mm
PROFONDITÀ: misura nominale - 26 mm

OPEN OPEN SHELF OPTION

FRONT AND REAR PROFILE'S WIDTH:
nominal measure - sides' thickness - 3mm
DEPTH: nominal measure - 26mm



RIPIANO APERTO CHIUSO

LARGHEZZA PROFILO ANTERIORE APERTO:
misura nominale - spessore fianchi - 3 mm
LARGHEZZA PROFILO POSTERIORE CHIUSO:
misura nominale - spessore fianchi - 35 mm
PROFONDITÀ: misura nominale - 26 mm

OPEN CLOSE SHELF OPTION

OPEN FRONT PROFILE'S WIDTH:
nominal measure - sides' thickness - 3 mm
CLOSE REAR PROFILE'S WIDTH:
nominal measure - sides' thickness - 35 mm
DEPTH: nominal measure - 26mm

